

District 45 Community Survey Results

January 10, 2018

Table of Contents

I.	2018 Survey Results	0
II.	Summary.....	2
III.	Methodology	2
IV.	Demographics.....	3
V.	The Survey.....	4
VI.	Survey Results.....	5

Summary

Constituents within the areas of Mililani, Mokulē'ia, Wheeler, Schofield, Kunia, and Waialua received a short survey that wanted to gauge which *community* and *state* topics were most important to them. The 2018 Legislative Info Survey asked questions about what bills constituents would introduce to address a pressing issue, what they feel is the biggest *state* issue, and what they feel is the biggest *community* issue, and asked where they would like to see infrastructure improvements within the *community*. A total of 85 responses were received from the surveys mailed to households in House District 45.

In the following pages, there will be data that displays the range of important topics for four questions, starting with the highest number of concerns to the lowest. Following the data table, there will be a pie chart that shows the percentage. Topics were decided on the nine themes from the survey sent and the most used keywords from the constituents.

Note: The complete survey questionnaire is included in this document for reference.

Methodology

There were some constituents that made note of two or more topics that concerned them with the same question, and their keywords were noted and included in the percentage for that specific topic. For example, if one constituent marked that "Homelessness" and "Traffic" as a main concern for Question 1, then both those votes were counted for those separate topics, and added more counts to those particular categories and increased the percentage.

Data analysis was divided into four sections. The first two questions were specific to State issues, and the last two questions were specific to Community issues. Each question has the data divided for each topic and noted within the tab on the Excel Workbook. Each question also has a chart that divides the responses into percentages. There is also an Overall tab that includes data that combines all the topics, including Questions 1 through 3.

Question 4 was only specific to "Infrastructure" so keyword (topics) that were repeated the most stand alone in its pie chart.

Items on the survey were worded as "for the State" and "for Our Community" and were direct questions; they included the following topics:

- Homelessness
- Traffic
- Cost of Living
- Agriculture
- Education
- Housing
- Taxes
- Environmental Issues
- Other

"Other" key words that were noted as topics not included in the survey are:

- Law Enforcement and Crime Prevention
- Against Big Business Expansion
- Stop Wasteful Government Spending

The main Infrastructure topics were:

- Schools
- Roads
- Public Parks / Public Facilities Upkeep
- Bike Paths / Sidewalks
- Bridges
- Public Land Upkeep

The responses were imported into Microsoft® Excel and errors were checked against the individual forms. Data analysis was completed using Excel.

Note: The results reported can only be considered the opinions of the survey participants. They cannot be generalized to represent the entire client population as a whole.

Demographics

The Survey was only sent to constituents within District 45, the areas are as follows:

- Mililani
- Mokulē'ia
- Wheeler
- Schofield
- Kunia
- Waiialua

Note: There is no way to know which town the constituent is from. Therefore, there is no chart showing the location of where the form was filled out from.

The Survey

2018 LEGISLATIVE INFO SURVEY

1. If you could introduce one bill to address a pressing issue this next legislative session what would it be?
2. What do you feel is the number one area that should be addressed in the 2018 session for THE STATE? Please briefly explain.

- Homelessness
- Traffic
- Cost of Living
- Agriculture
- Education
- Housing
- Taxes
- Environmental Issues
- Other

3. What is the most important issue for OUR COMMUNITY (DISTRICT 45) that needs to be addressed?
4. What are the infrastructure improvements you feel are needed in our community? (i.e., new school building, state road repair, etc.)

Please provide your information so we can follow-up if we have any questions or if you would like to receive a monthly legislative update email from my office.

- Name:
- Phone:
- Email:
- Receive monthly email? Yes or No

Survey Results

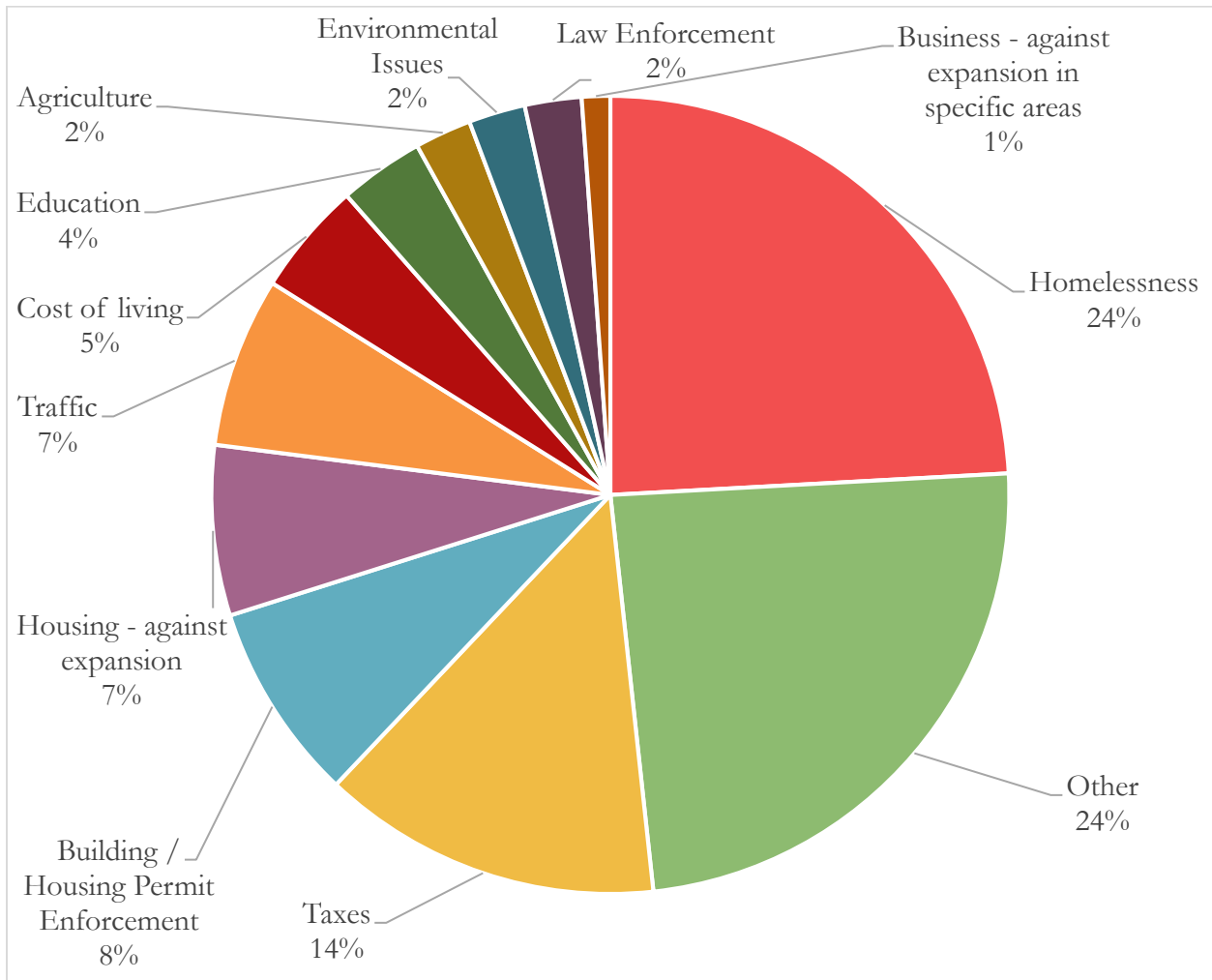
Questions and Graphs are in order numerically and are noted as such. The topics and graphs are the only data shown. In-depth data is inputted into the Excel Workbook labeled "Survey Responses and Email List."

Question 1: If you could introduce one bill to address a pressing issue this next legislative session what would it be?

Data Analysis:

Issues	Survey Responses
Homelessness	21
Other	21
Taxes	12
Building / Housing Permit Enforcement	7
Housing - against expansion	6
Traffic	6
Cost of living	4
Education	3
Agriculture	2
Environmental Issues – not including agriculture	2
Law enforcement	2
Business - against development in specific areas	1

Question 1: Pie Chart - If you could introduce one bill to address a pressing issue this next legislative session what would it be?



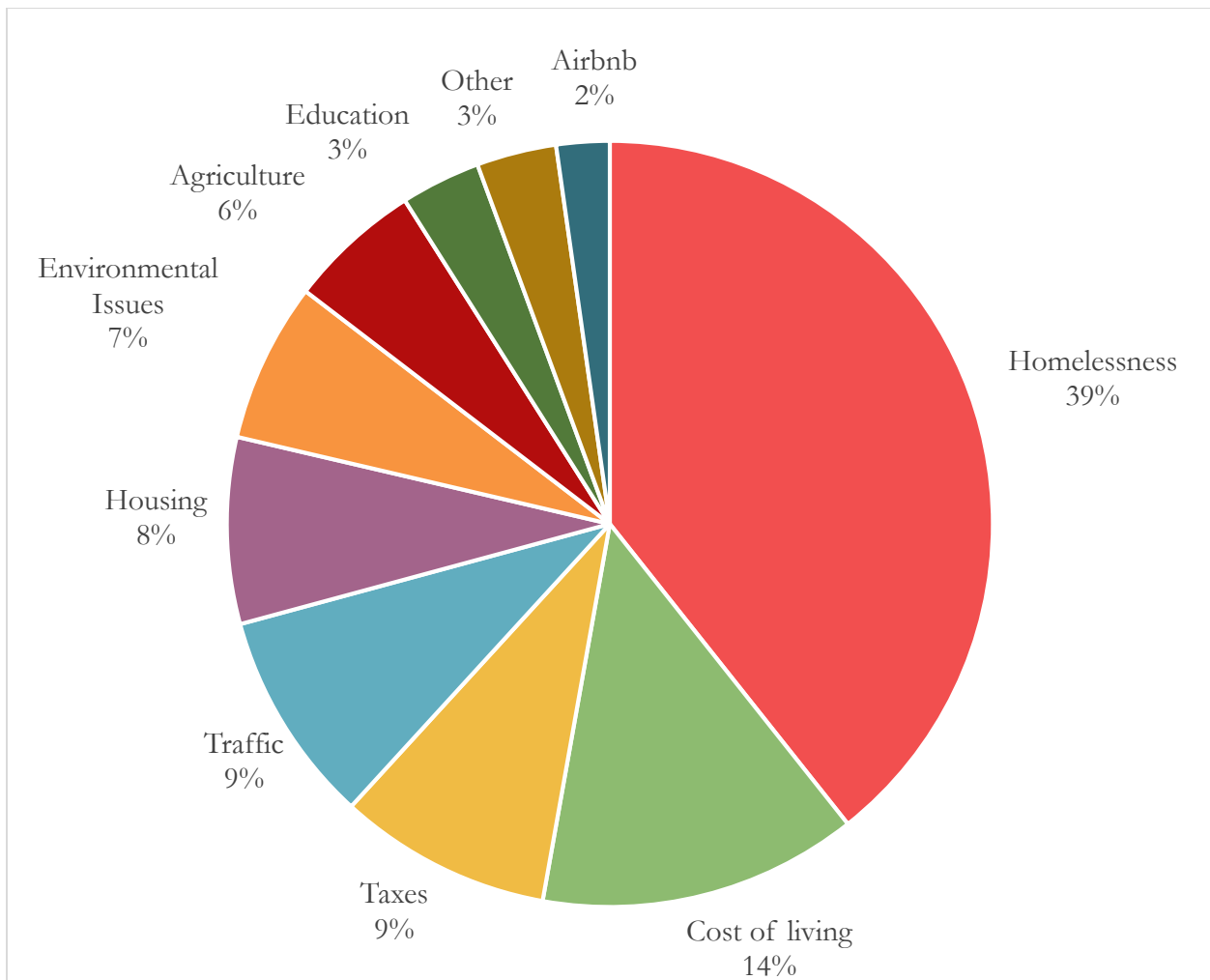
Question 2: What do you feel is the number one area that should be addressed in the 2018 session for THE STATE? Please briefly explain.

- Homelessness
- Traffic
- Cost of Living
- Agriculture
- Education
- Housing
- Taxes
- Environmental Issues
- Other

Data Analysis:

Issues	Survey Responses
Homelessness	35
Cost of living	12
Taxes	8
Traffic	8
Housing	7
Environmental Issues	6
Agriculture	5
Education	3
Other	3
Airbnb	2

Question 2: Pie Chart - What do you feel is the number one area that should be addressed in the 2018 session for THE STATE? Please briefly explain.

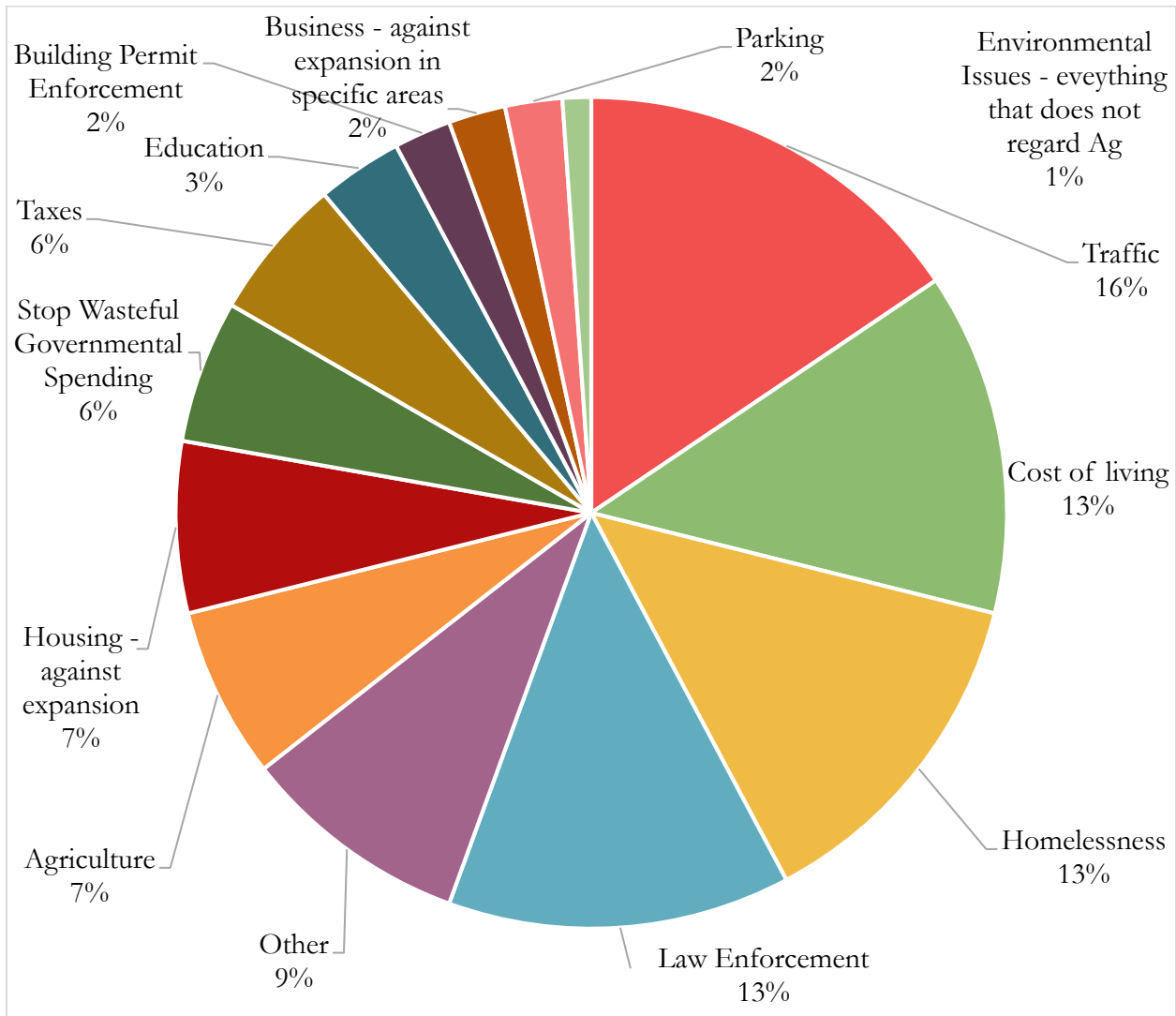


Question 3: What is the most important issue for OUR COMMUNITY (DISTRICT 45) that needs to be addressed?

Data Analysis:

Issues	Survey Responses
Traffic	14
Cost of living	12
Homelessness	12
Law enforcement prevention	12
Other	8
Agriculture	6
Housing - against expansion	6
Stop Wasteful Governmental Spending	5
Taxes	5
Education	3
Building Permit Enforcement	2
Business - against development in specific areas	2
Parking	2
Environmental Issues – not including agriculture	1

Question 3: Pie Chart - What is the most important issue for OUR COMMUNITY (DISTRICT 45) that needs to be addressed?

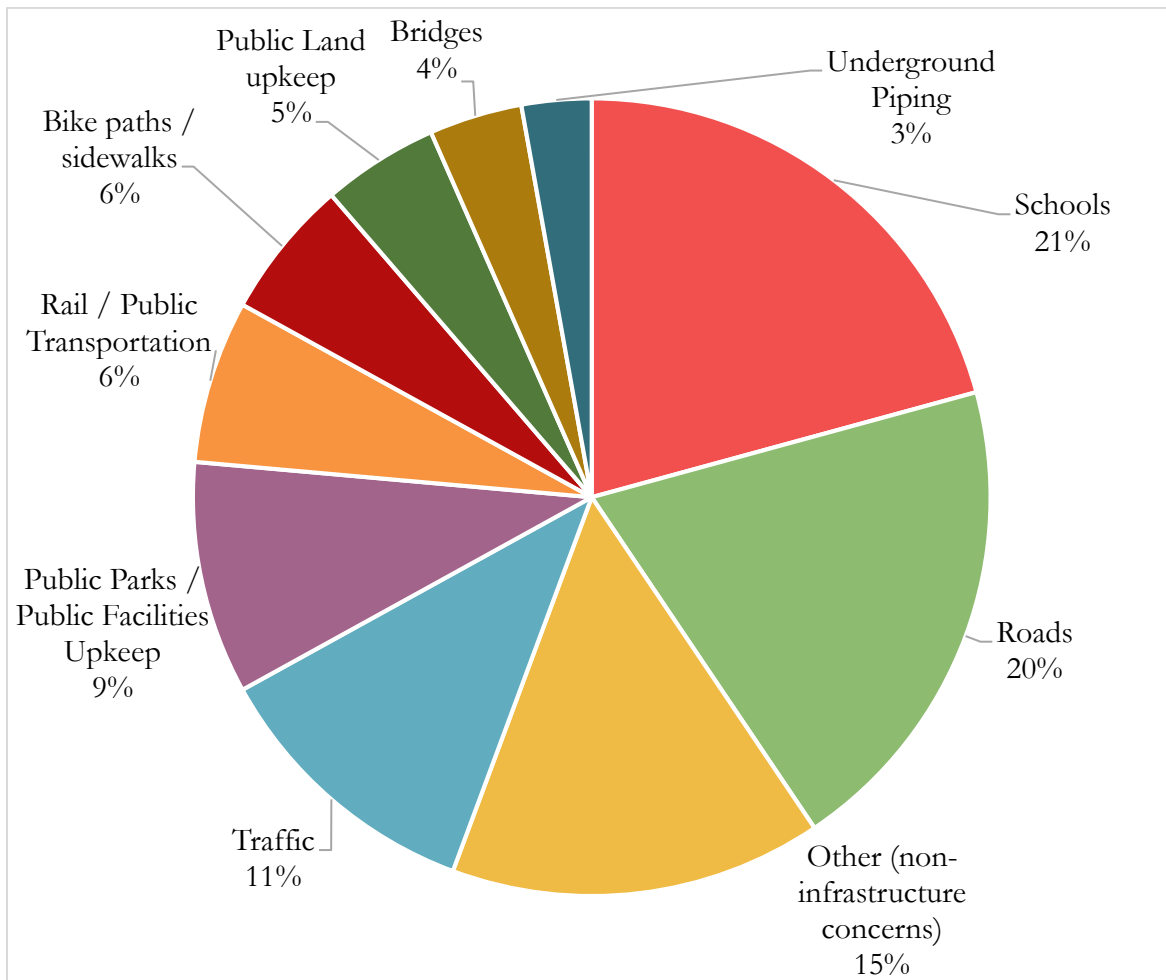


Question 4: What are the infrastructure improvements you feel are needed in our community? (i.e., new school building, state road repair, etc.)

Data Analysis:

Issues	Survey Responses
Schools	22
Roads	21
Other (non-infrastructure concerns)	16
Traffic	12
Public Parks / Public Facilities Upkeep	10
Rail / Public Transportation	7
Bike Paths / Sidewalks	6
Public Land Upkeep	5
Bridges	4
Underground Piping	3

Question 4: Pie Chart - What are the infrastructure improvements you feel are needed in our community? (i.e., new school building, state road repair, etc.)



Overall Data Analysis:

Pie Chart 1: Questions 1 – 3 ONLY - Overall concerns from the survey responses.

