

District 45
Community Survey
Report 2019

Table of Contents

I.	2019 Survey Results.....	0
II.	Summary.....	2
III.	Methodology.....	2
IV.	Demographics.....	4
V.	The Survey.....	5
VI.	Survey Results.....	6

Summary

Constituents within the areas of Mililani, Mokulē‘ia, Wheeler, Schofield, Kunia, and Waiialua received a short survey that wanted to gauge which *community* and *state* topics were most important to them. The 2019 Legislative Info Survey asked questions about what bills constituents would introduce to address a pressing issue, what they feel is the biggest *state* issue, and what they feel is the biggest *community* issue, and asked where they would like to see infrastructure improvements within the *community*. A total of 63 responses were received from the surveys mailed to households in House District 45.

In the following pages, there will be data that displays the range of important topics for four questions, starting with the highest number of concerns to the lowest. Following the data table, there will be a pie chart that shows the percentage. Topics were decided on the nine themes from the survey sent and the most used keywords from the constituents.

Note: The complete survey questionnaire is included in this document for reference.

Methodology

There were some constituents that made note of two or more topics that concerned them with the same question, and their keywords were noted and included in the percentage for that specific topic. For example, if one constituent marked that "Homelessness" and "Traffic" as a main

concern for Question 1, then both those votes were counted for those separate topics, and added more counts to those particular categories and increased the percentage.

Data analysis was divided into four sections. The first two questions were specific to State issues, and the last two questions were specific to Community issues. Each question has a chart that divides the responses into percentages.

Question 4 was only specific to "Infrastructure" so keyword (topics) that were repeated the most stand alone in its pie chart.

Items on the survey were worded as "for the State" and "for Our Community" and were direct questions; they included the following topics:

- Homelessness
- Traffic
- Cost of Living
- Rental Properties
- Agriculture
- Education
- Housing
- Taxes
- Environmental Issues
- Other

"Other" key words that were noted as topics not included in the survey are:

- Law Enforcement and Crime Prevention
- Against Big Business Expansion
- Stop Wasteful Government Spending

The main Infrastructure topics were:

- New Schools
- School Improvement
- Roads
- Aging Population

- Sidewalks
- Crosswalks
- Water/Sewer
- Good Job on Kiapa Bridge
- Parking
- Traffic
- Homeless in Parks and Sidewalks
- Other

The responses were imported into Google Sheets and errors were checked against the individual forms. Data analysis was completed using Excel.

Note: The results reported can only be considered the opinions of the survey participants. They cannot be generalized to represent the entire client population as a whole.

Demographics

The Survey was only sent to constituents within District 45, the areas are as follows:

- Mililani
- Mokulē'ia
- Wheeler
- Schofield
- Kunia
- Waialua

Note: There is no way to know which town the constituent is from. Therefore, there is no chart showing the location of where the form was filled out from.

The Survey

2019 LEGISLATIVE INFO SURVEY

1. If you could introduce one bill to address a pressing issue this next legislative session what would it be?

2. What do you feel is the number one area that should be addressed in the 2019 session for THE STATE? Please briefly explain.

- Homelessness
- Traffic
- Cost of Living
- Agriculture
- Education
- Housing
- Taxes
- Environmental Issues
- Other

3. What is the most important issue for OUR COMMUNITY (DISTRICT 45) that needs to be addressed?

4. What are the infrastructure improvements you feel are needed in our community? (i.e., new school building, state road repair, etc.)

Please provide your information so we can follow-up if we have any questions or if you would like to receive a monthly legislative update email from my office.

- Name:
- Phone:
- Email:
- Receive monthly email? Yes or No

Survey Results

Questions and Graphs are in order numerically and are noted as such. The topics and graphs are the only data shown.

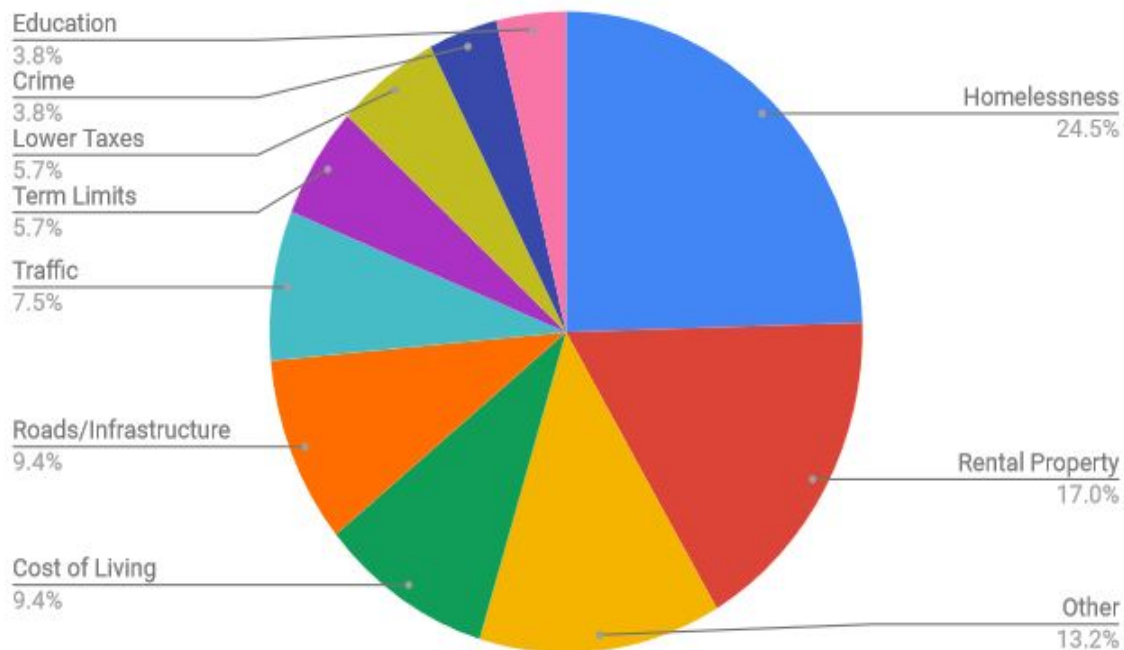
Question 1: If you could introduce one bill to address a pressing issue this next legislative session what would it be?

Survey Response: For District 45, the issues that are the most pressing are the issues they see are ones that affect their community. Homelessness is the issue that is given most often. Many responses stated that the issue of homelessness is impacting their community and affecting the way they live their lives. The second most frequently given response was regarding rental properties and tourism becoming more common which has changed the atmosphere of the community. Constituents also feel that most homeowners who use their property for tourist rentals do not pay a fair amount in taxes for this business. Other important issues include roads and infrastructure and traffic which impact constituents daily. Constituents also reported issues regarding term limits, lower taxes, crime, and education.

Data Analysis:

Issues	Survey Responses
Homelessness	13
Rental Property	9
Other	7
Cost of Living	5
Roads/Infrastructure	5
Traffic	4
Term Limits	3
Lower Taxes	3
Crime	2
Education	2
Housing	1

Question 1 Bill Ideas



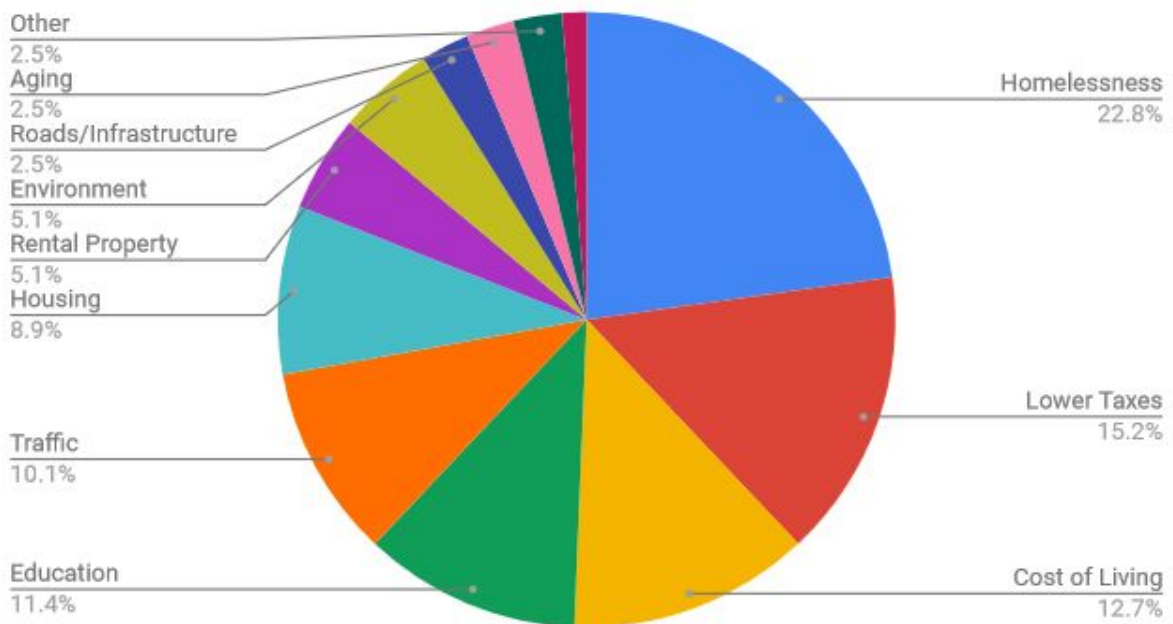
Question 2: What do you feel is the number one area that should be addressed in the 2018 session for THE STATE? Please briefly explain.

Survey Response: As a district, the constituents who responded to the survey believe that many of the same issues they face as a community are mirrored by the issues facing the state. Homelessness is again the most frequently give response for issues that constituents want to be addressed by the legislature. Constituents note that it is an issue across the island of Oahu and is to be considered a state wide issues. The second most frequently given response is the amount of taxes that constituents are responsible for paying. The issues of paying taxes is closely related to other frequent answers of high costs of living and access to housing due to constituents feeling pulled in many directions financially. Constituents also report issues regarding education funding and infrastructure that have caused the decline of many schools in the state. Traffic is again a common response as well as environment and our aging population in the state who are often lacking in care.

Data Analysis:

Issues	Survey Responses
Homelessness	18
Lower Taxes	12
Cost of Living	10
Education	9
Traffic	8
Housing	7
Rental Property	4
Environment	4
Roads/ Infrastructure	2
Aging	2
Other	2
Term Limits	1

Question 2 State



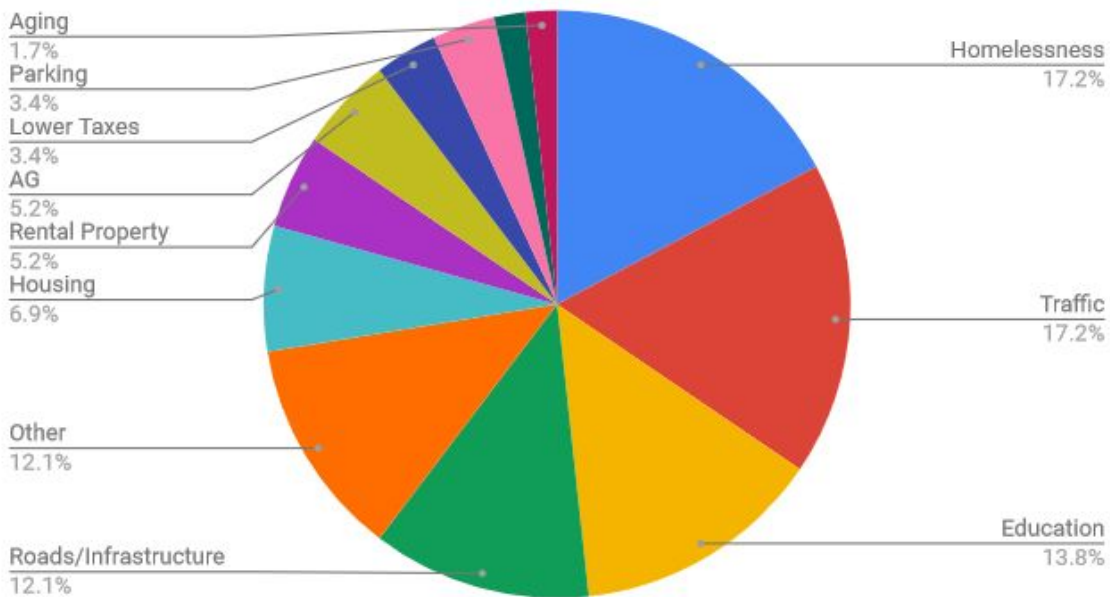
Question 3: What is the most important issue for OUR COMMUNITY (DISTRICT 45) that needs to be addressed?

Survey Response: As a district, constituents responded similarly regarding the issue of homelessness being the most pressing issue facing their community. Responses included comments regarding being unable to use public parks or sidewalks in their community due to the occupancy of the homeless in their district. The second most frequently given response was the issue of traffic in the community as well as the roads and infrastructure which constituents site as an embarrassment to their community and a negative impact not only on those who live in the district, but an inconvenience to the tourism in the area. Education is again a pressing issue to constituents who report lack of funding, low quality teaching, and schools that are not fit to house the students who attend. Other pressing issues in District 45 include housing availability and affordability, rental properties, Agricultural land, lowering taxes, parking, and the aging population.

Data Analysis:

Issues	Survey Responses
Homelessness	10
Traffic	10
Education	8
Roads/ Infrastructure	7
Other	7
Housing	4
Rental Property	3
AG	3
Lower Taxes	2
Parking	2
Cost of Living	1
Aging	1

Question 3 District



Question 4: What are the infrastructure improvements you feel are needed in our community? (i.e., new school building, state road repair, etc.)

Survey Response: The infrastructure improvements needed in constituents community are largely a reiteration of the issues that the district faces. Roads and infrastructure are the most commonly given response. Constituents note that the roads have a significant impact on their quality of life. The second most frequently given response was school improvements. These responses ranged from improving school buildings with air conditioning and other expansions to building new schools and hiring new teachers. Several responses noted the difficulty in working with teacher unions to obtain the highest quality of education for students in their community. Other responses note issues with sidewalks and water and sewer issues. Homelessness is noted again and two responses noted their satisfaction with the Kipapa Bridge.

Data Analysis:

Issues	Survey Responses
Roads	24
School Improvement	15
Other	7
Traffic	6
New Schools	4
Sidewalks	3
water/sewer	3
Crosswalks	2
Good job on Kipapa Bridge	2
Homelessness	2

Infrastructure

