

District 45 2019 Midsession Community Input Survey Results

July 2019

Table of Contents

I.	2019 Survey Results	0
II.	Summary	2
III.	Methodology	2
IV.	Demographics.....	3
V.	The Survey.....	4
VI.	Survey Results.....	5

Summary

Constituents within the areas of Mililani, Mōkūlē‘ia, Wheeler, Schofield, Kunia, and Waiālua received a short survey that gauged how community members felt about certain topics including minimum wage, a ban on all flavored tobacco, an election process completely by mail-in ballot, automatic voter registration for 16 year-olds, decriminalization of cannabis (marijuana), and recreational use of cannabis. A total of 141 responses were received from the surveys mailed to households in House District 45.

In the following pages, there will be data that displays the range of important topics for four questions that were asked in the survey. Following the data chart, there will be a pie chart that shows the percentage.

Note: The complete survey questionnaire is included in this document for reference.

Methodology

Data was collected from survey responses that were returned via mail as well as an online version of the survey posted on RepMatsumoto.com. Online, an effort was made to collect survey responses from District 45 constituents only by asking survey respondents if they were District 45 constituents and asked them to select the zip code that applied.

Survey respondents who attempted to complete the survey online but were not constituents were directed to the Hawaii State Capitol website at <https://www.capitol.hawaii.gov/> to use the search box in the upper right-hand corner to find their legislators.

The responses were imported into Google Forms, and the analysis and charts were done automatically.

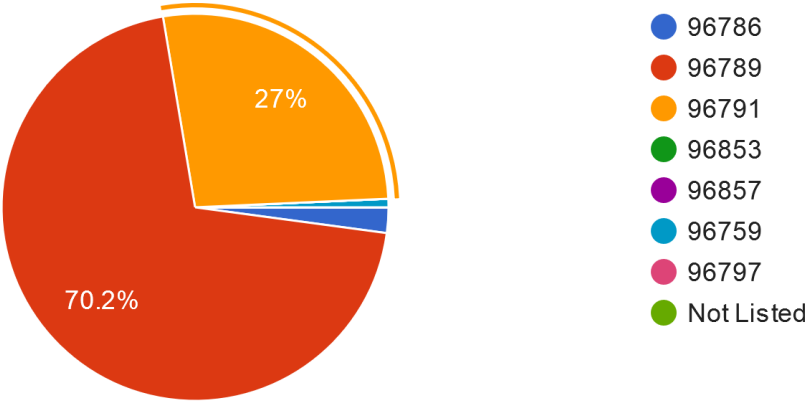
Note: The results reported can only be considered the opinions of the survey participants. They cannot be generalized to represent the entire client population as a whole.

Demographics

The Survey was only sent to constituents within District 45, the areas are as follows:

- Mililani
- Mokulē'ia
- Wheeler
- Schofield
- Kunia
- Waialua

70.2% of survey respondents were from 96789 (Mililani) and 27% were from 96791 (Waialua).



The Survey

1. Do you support a minimum wage increase to \$15 per hour?

- Yes
- No

2. Do you support having the different counties of Hawaii (e.g. City & County of Honolulu) set their own minimum wages?

- Yes
- No

3. Do you support a ban on all flavored tobacco including menthol?

- Yes
- No

4. Do you support an election process completely by mail-in ballot?

- Yes
- No

5. Do you support automatic voter registration for 16-year-olds?

- Yes
- No

6. Do you support the decriminalization of cannabis (marijuana)? (Decriminalization: possession of three grams or less cannabis would no longer be a criminal offense - punishable by a fine of \$30. In addition, the decriminalization bill would provide for the expungement of criminal records pertaining solely to the possession of 3 grams or less of cannabis).

- Yes
- No

7. Do you support recreational use of cannabis (marijuana)?

- Yes
- No

8. What is the biggest issue facing our community?

Survey Results

Questions and Graphs are in order numerically and are noted as such. The topics and graphs are the only data shown.

Question 1: Do you support a minimum wage increase to \$15 per hour?

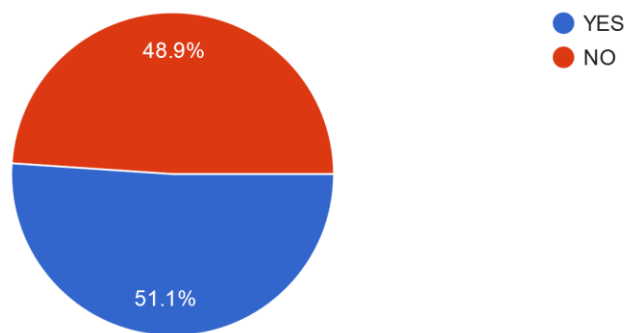
Question 1– Survey Responses Data Table

Answer Choices	Responses
Yes	69
No	72

Question 1 – Survey Responses Pie Chart

Do you support a minimum wage increase to \$15 per hour?

141 responses



Question 2: Do you support having the different counties of Hawaii (e.g. City & County of Honolulu) set their own minimum wages?

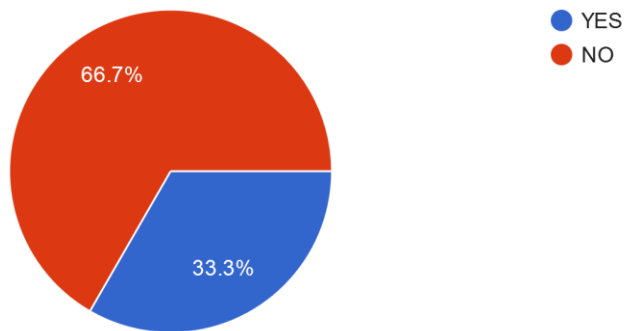
Question 2 – Survey Responses Data Table

Answer Choices	Responses
Yes	47
No	94

Question 2 – Survey Responses Pie Chart

Do you support having the different counties of Hawaii (e.g. City & County of Honolulu) set their own minimum wages?

141 responses



Question 3: Do you support a ban on all flavored tobacco including menthol?

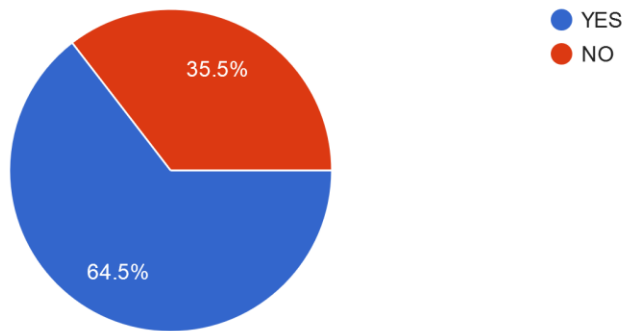
Question 3 – Survey Responses Data Table

Answer Choices	Responses
Yes	91
No	50

Question 3 – Survey Responses Pie Chart

Do you support a ban on all flavored tobacco including menthol?

141 responses



Question 4: Do you support an election process completely by mail-in ballot?

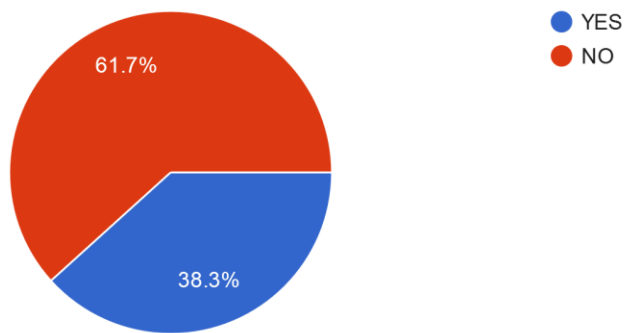
Question 4 – Survey Responses Data Table

Answer Choices	Responses
Yes	54
No	87

Question 4 – Survey Responses Pie Chart

Do you support an election process completely by mail-in ballot?

141 responses



Question 5: Do you support automatic voter registration for 16-year-olds?

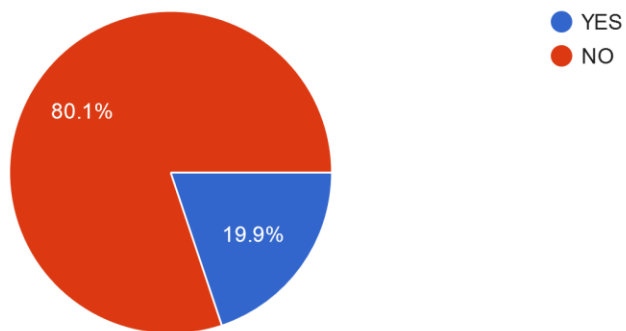
Question 5 – Survey Responses Data Table

Answer Choices	Responses
Yes	28
No	113

Question 5 – Survey Responses Pie Chart

Do do you support automatic voter registration for 16 year-olds?

141 responses



Question 6: Do you support the decriminalization of cannabis (marijuana)? (Decriminalization: possession of three grams or less cannabis would no longer be a criminal offense - punishable by a fine of \$30. In addition, the decriminalization bill would provide for the expungement of criminal records pertaining solely to the possession of 3 grams or less of cannabis)

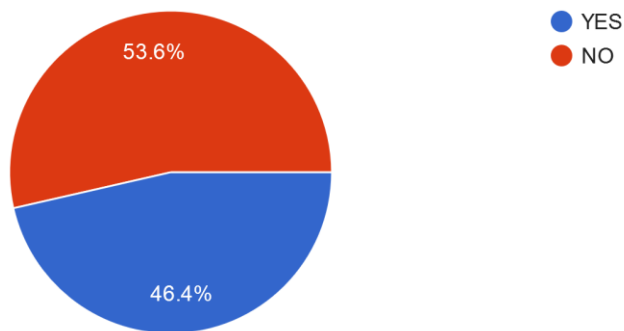
Question 6 – Survey Responses Data Table

Answer Choices	Responses
Yes	65
No	75

Question 6 – Survey Responses Pie Chart

Do you support the decriminalization of cannabis (marijuana)?
(Decriminalization: possession of three grams or less of cannabis).

140 responses



Question 7: Do you support recreational use of cannabis (marijuana)

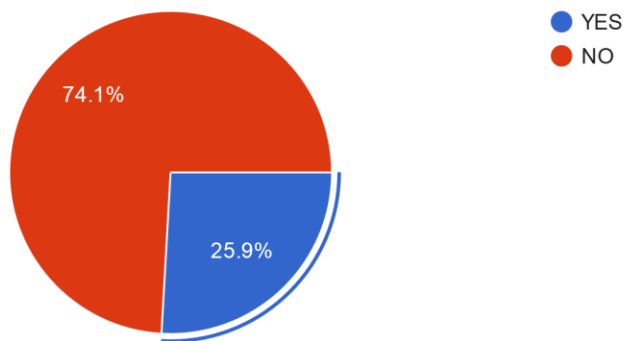
Question 7 – Survey Responses Data Table

Answer Choices	Responses
Yes	36
No	103

Question 7 – Survey Responses Pie Chart

Do you support recreational use of cannabis (marijuana)?

139 responses



Question 8: What is the biggest issue facing our community?

The top responses included homelessness, cost of living, cost of housing, taxes, and traffic.

Question 8 – Survey Responses Data Table

Responses	Responses
Homelessness	26
Cost of Housing	13
Cost of Living	10
Taxes	9
Traffic	6