
State Capitol, Room 443
415 S. Beretania Street
Honolulu, HI 96813
2021 Survey Results

repmatsumoto@capitol.hawaii.gov
www.repmatsumoto.com
808-586-9490

District 45 2021 Midsession Community Input Survey Results

April 2021

Table of Contents

I.	2021 Survey Results	0
II.	Summary	2
III.	Methodology	2
IV.	Demographics	3
V.	The Survey	4
VI.	Survey Results	5

Summary

Constituents within the areas of Mililani, Mokulē'ia, Wheeler, Schofield, Kunia, and Waialua received a short survey that gauged how community members felt about certain topics including minimum wage, legalization of marijuana for recreational use, implementing a state lottery and eliminating the general excise tax (GET), and other important matters. A total of 411 responses were received from the surveys mailed to households in House District 45.

In the following pages, there will be data that displays the range of important topics for ten questions that were asked in the survey. Following the data chart, there will be a pie chart that shows the percentage.

Note: The complete survey questionnaire is included in this document for reference.

Methodology

Data was collected from survey responses that were returned via mail as well as an online version of the survey posted on RepMatsumoto.com. Online, an effort was made to collect survey responses from District 45 constituents only by asking survey respondents if they were District 45 constituents and asked them to select the zip code that applied.

Survey respondents who attempted to complete the survey online but were not constituents were directed to the Hawaii State Capitol website at <https://www.capitol.hawaii.gov/> to use the search box in the upper right-hand corner to find their legislators.

Note: The results reported can only be considered the opinions of the survey participants. They cannot be generalized to represent the entire client population as a whole.

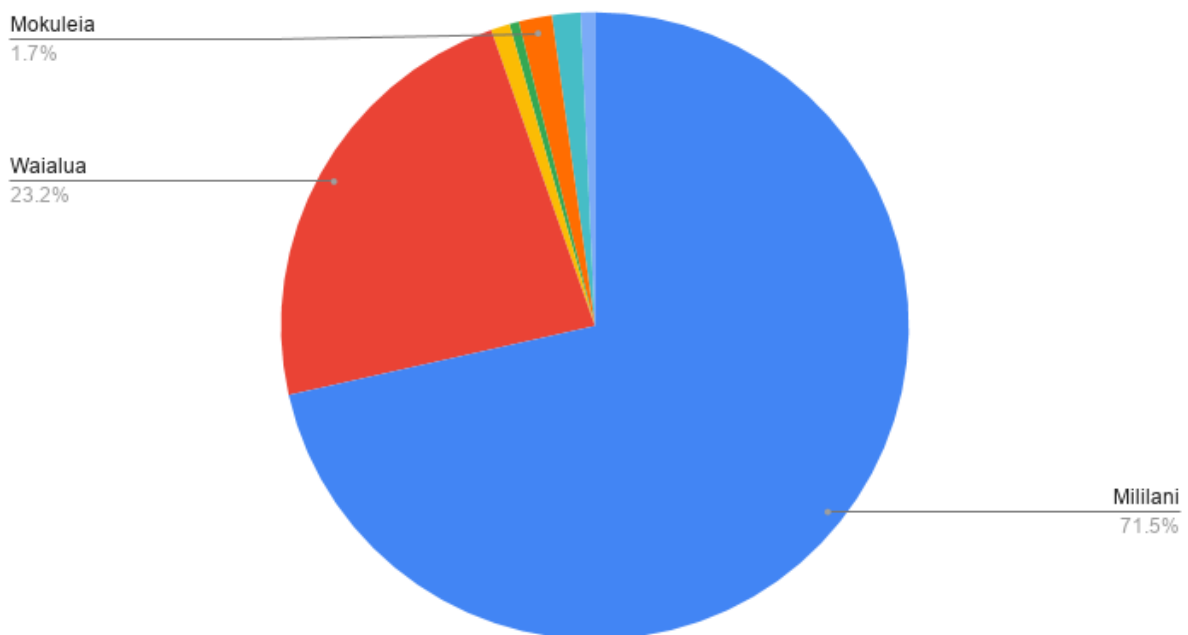
Demographics

The Survey was only sent to constituents within District 45, the areas are as follows:

- Mililani
- Mokulē'ia
- Wheeler
- Schofield
- Kunia
- Waialua

71.5% of survey respondents were from 96789 (Mililani) and 23.2% were from 96791 (Waialua).

Residence



The Survey

1. Do you think the state should legalize Marijuana for recreational use?

- Yes
- No
- Undecided

2. Do you think the state should raise the minimum wage to \$17/hour?

- Yes
- No
- Undecided

3. Do you think nurses should be allowed to perform abortions?

- Yes
- No
- Undecided

4. Do you think the state should allow casinos to be built on Hawaiian Homelands?

- Yes
- No
- Undecided

5. Do you think the state should allow a lottery?

- Yes
- No
- Undecided

6. Do you support an increase in property tax if the state will decrease income tax?

- Yes
- No
- Undecided

7. Do you think the state should eliminate the General Excise Tax (GET) on food, medical services, and feminine hygiene products?

- Yes
- No
- Undecided

8. Do you think the state should impose a tax on gasoline powered vehicles priced over \$60,000 to fund more charging stations for electric vehicles?

- Yes
- No
- Undecided

9. Should the state ban the sale of all new completely gas-powered vehicles by 2045?

- Yes
- No
- Undecided

10. Should there be a uniform COVID-19 check/procedure for every island in the state instead of each county be able to choose their own policies?

- Yes
- No
- Undecided

Survey Results

Questions and Graphs are in order numerically and are noted as such. The topics and graphs are the only data shown.

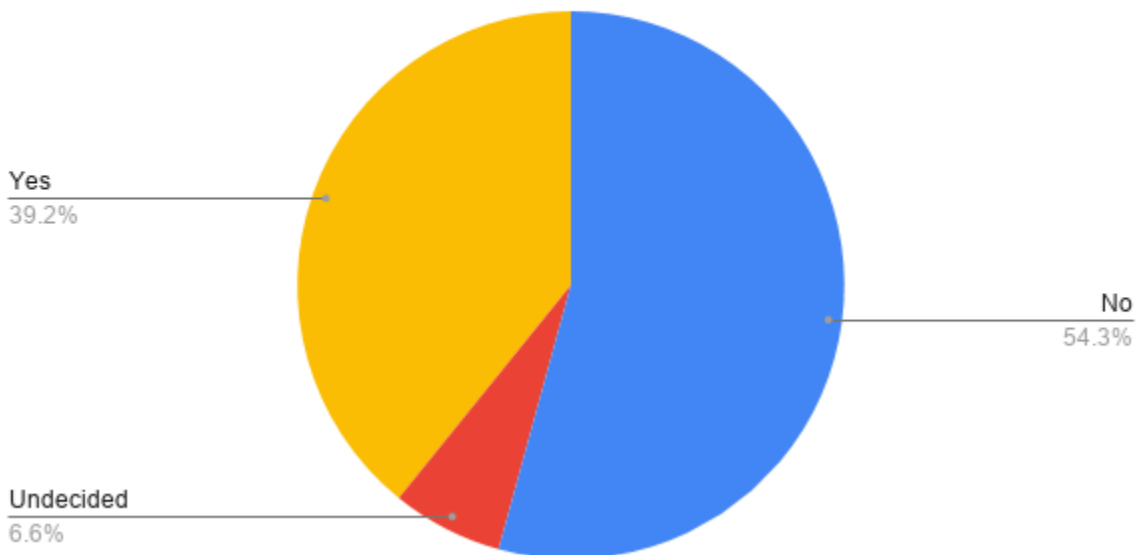
Question 1: Do you think the state should legalize Marijuana for recreational use?

Question 1– Survey Responses Data Table

Answer Choices	Responses
Yes	161
No	223
Undecided	27
Unanswered (Blank)	0

Question 1 – Survey Responses Pie Chart

1. Do you think the State should legalize Marijuana for recreational use?



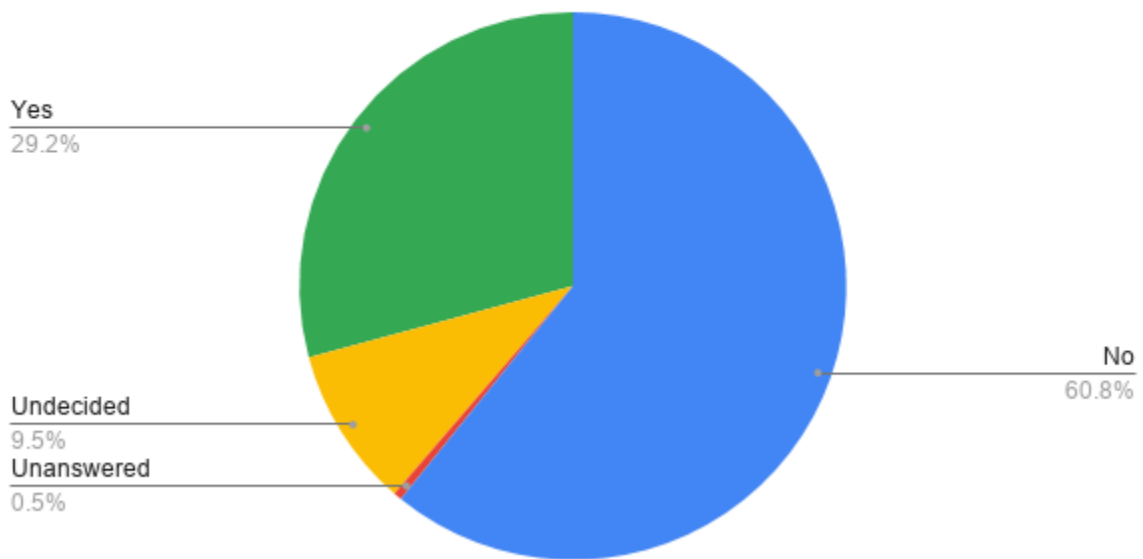
Question 2: Do you think the state should raise the minimum wage to \$17/hour?

Question 2 – Survey Responses Data Table

Answer Choices	Responses
Yes	120
No	250
Undecided	39
Unanswered (Blank)	2

Question 2 – Survey Responses Pie Chart

2. Do you think the State should raise the minimum wage to \$17/hour?



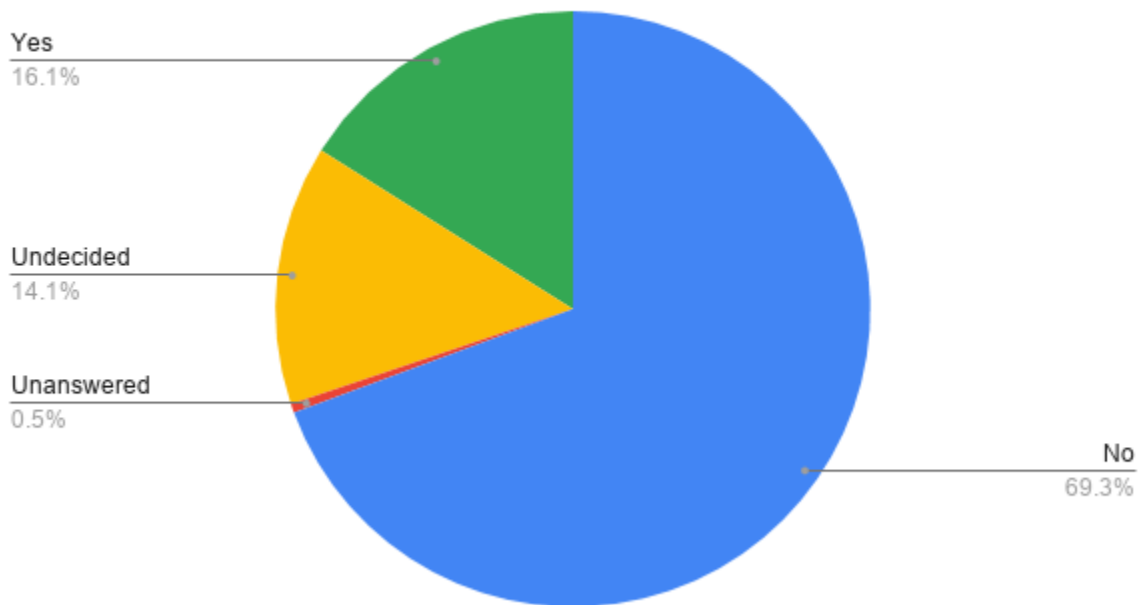
Question 3: Do you think nurses should be allowed to perform abortions?

Question 3 – Survey Responses Data Table

Answer Choices	Responses
Yes	66
No	285
Undecided	58
Unanswered (Blank)	2

Question 3 – Survey Responses Pie Chart

3. Do you think nurses should be allowed to perform abortions?



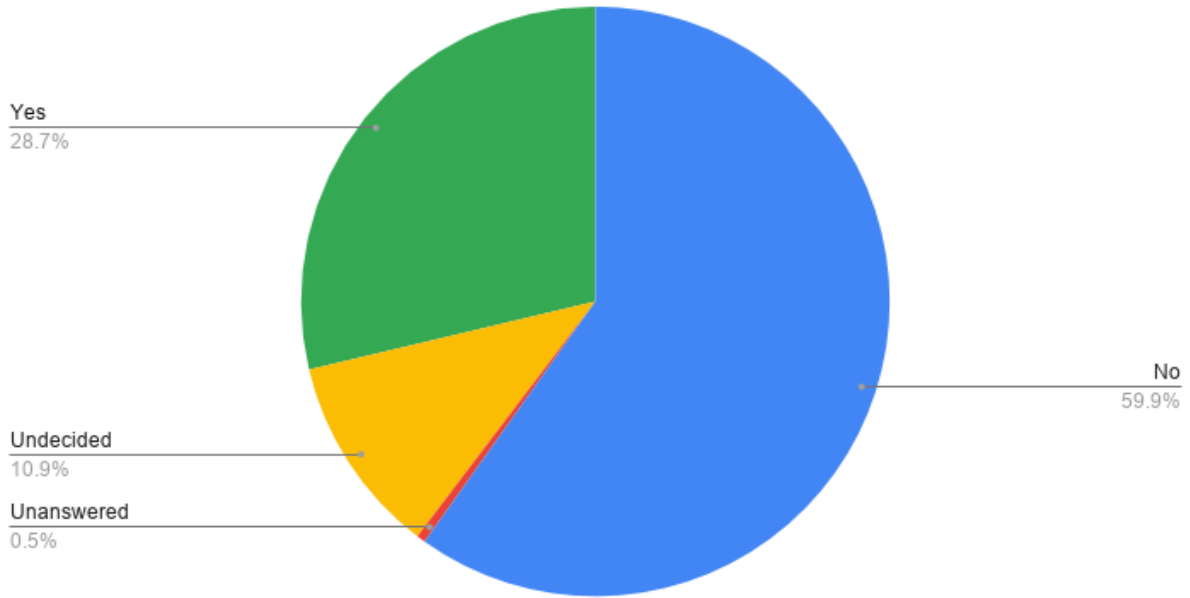
Question 4: Do you think the state should allow casinos to be built on Hawaiian Homelands?

Question 4 – Survey Responses Data Table

Answer Choices	Responses
Yes	118
No	246
Undecided	45
Unanswered (Blank)	2

Question 4 – Survey Responses Pie Chart

4. Do you think the State should allow casinos to be built on Hawaiian Homelands?



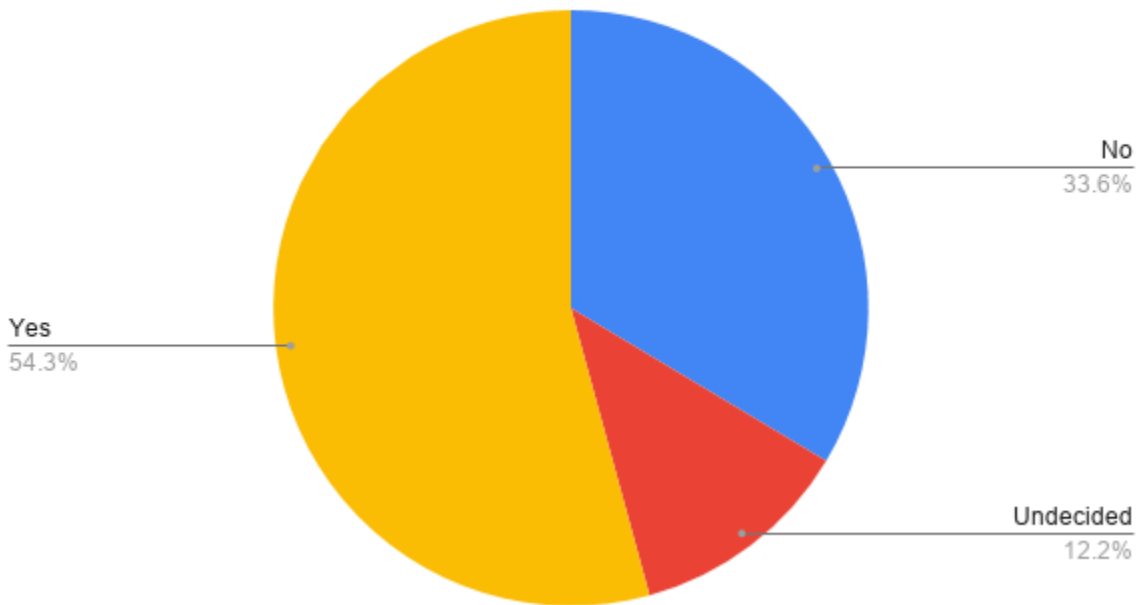
Question 5: Do you think the state should allow a lottery?

Question 5 – Survey Responses Data Table

Answer Choices	Responses
Yes	223
No	138
Undecided	50
Unanswered (Blank)	0

Question 5 – Survey Responses Pie Chart

5. Do you think the State should allow a lottery?



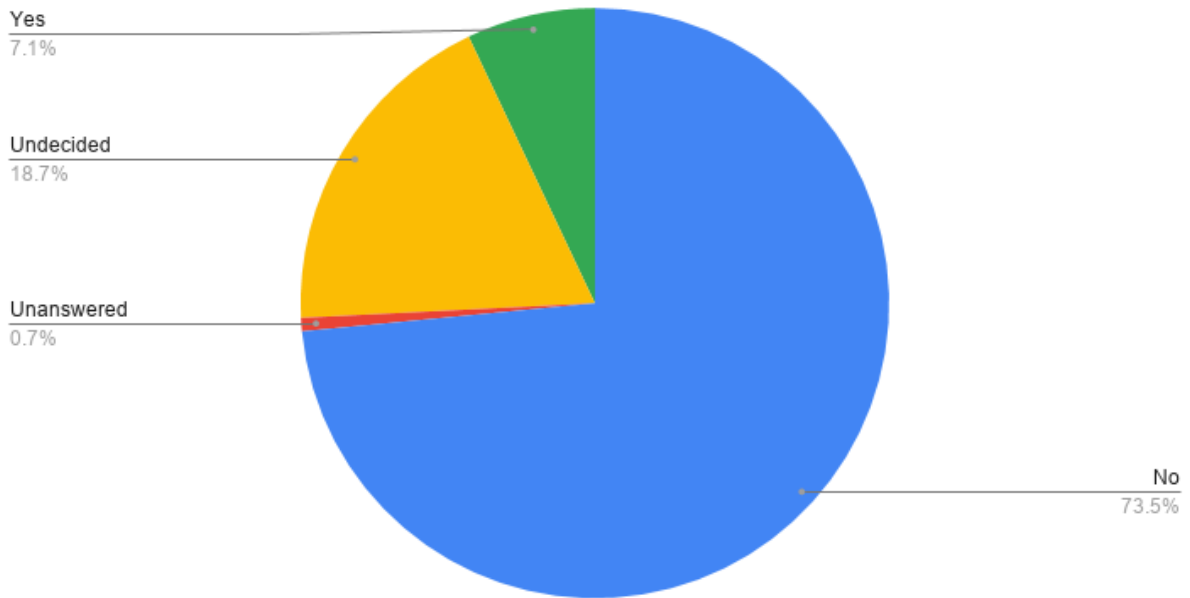
Question 6: Do you support an increase in property tax if the state will decrease income tax?

Question 6 – Survey Responses Data Table

Answer Choices	Responses
Yes	29
No	302
Undecided	77
Unanswered (Blank)	3

Question 6 – Survey Responses Pie Chart

6. Do you support an increase in property tax if the State will decrease income tax?



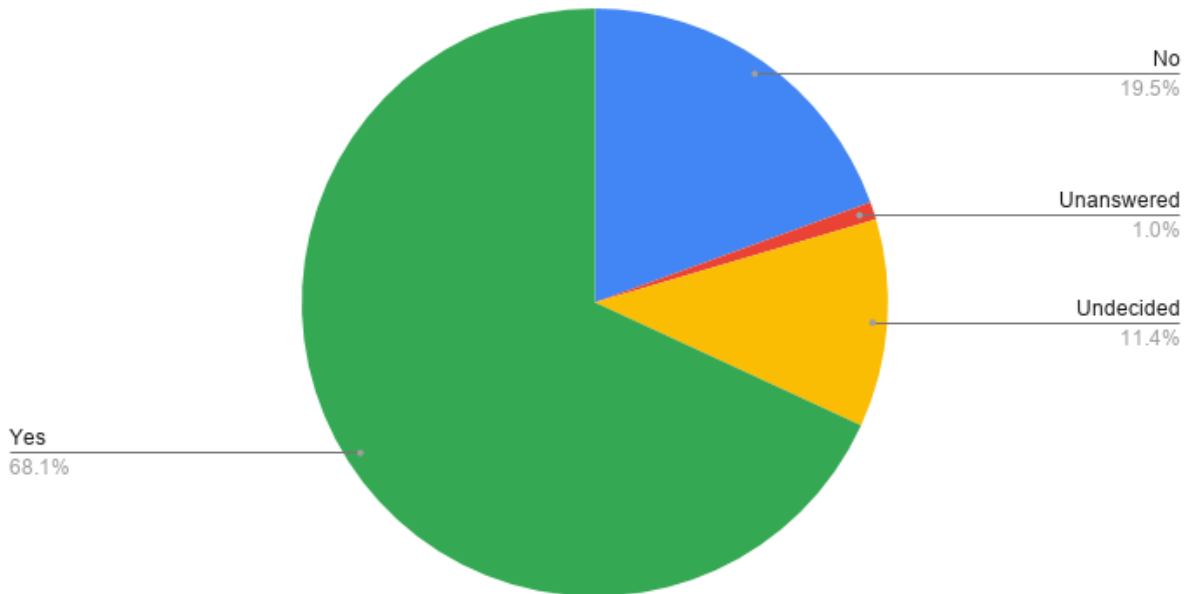
Question 7: Do you think the state should eliminate the General Excise Tax (GET) on food, medical services, and feminine hygiene products?

Question 7 – Survey Responses Data Table

Answer Choices	Responses
Yes	280
No	80
Undecided	47
Unanswered (Blank)	4

Question 7 – Survey Responses Pie Chart

7. Do you think the State should eliminate the General Excise Tax (GET) on food, medical services, and feminine hygiene products?



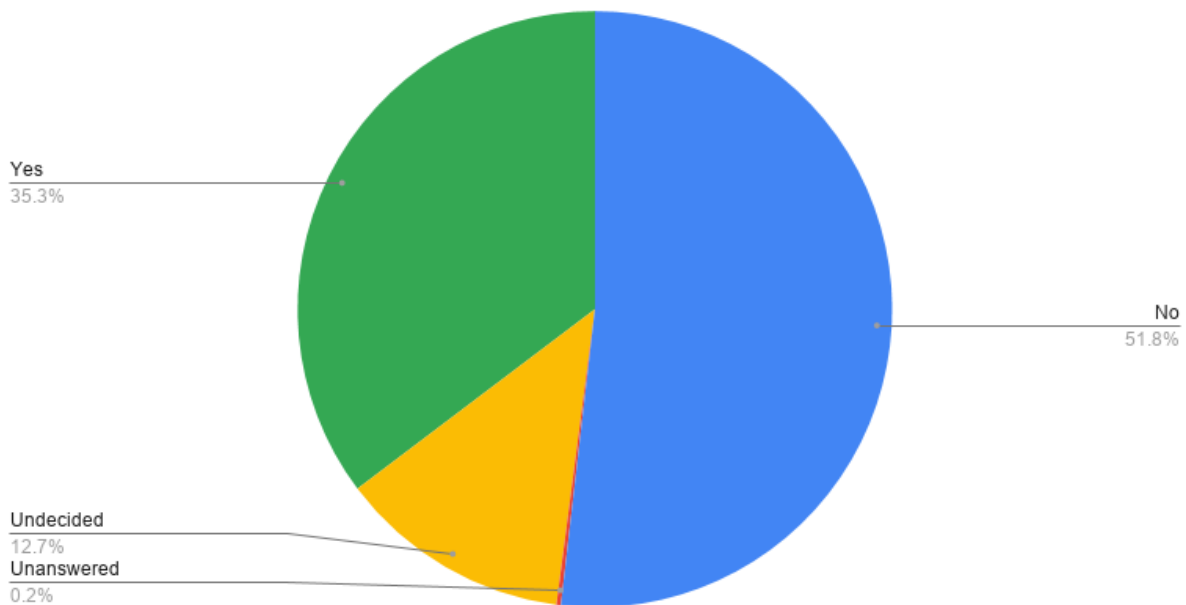
Question 8: Do you think the state should impose a tax on gasoline powered vehicles priced over \$60,000 to fund more charging stations for electric vehicles?

Question 8 – Survey Responses Data Table

Answer Choices	Responses
Yes	145
No	213
Undecided	52
Unanswered (Blank)	1

Question 8 – Survey Responses Pie Chart

8. Do you think the State should impose a tax on gasoline powered vehicles priced over \$60,000 to fund more charging stations for electric vehicles?



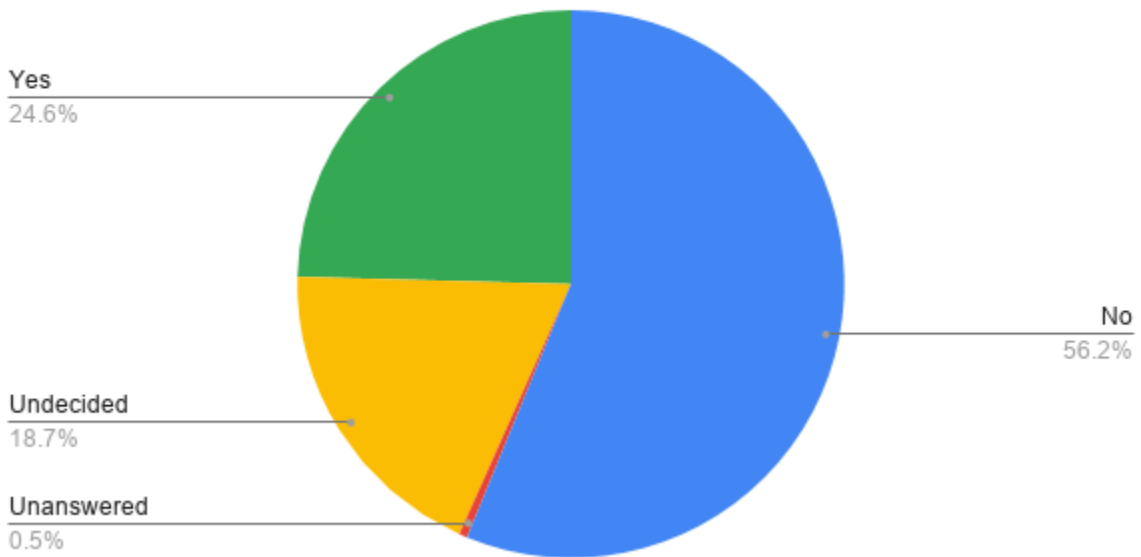
Question 9: Should the state ban the sale of all new completely gas-powered vehicles by 2045?

Question 9 – Survey Responses Data Table

Answer Choices	Responses
Yes	101
No	231
Undecided	77
Unanswered (Blank)	2

Question 5 – Survey Responses Pie Chart

9. Should the State ban the sale of all new completely gas-powered vehicles by 2045?



Question 10: Should there be a uniform COVID-19 check/procedure for every island in the state instead of each county being able to choose their own policies?

Question 10 – Survey Responses Data Table

Answer Choices	Responses
Yes	221
No	165
Undecided	19
Unanswered (Blank)	5
No (Write in answer)	1

Question 10– Survey Responses Pie Chart

10. Should there be a uniform COVID-19 check/procedure for every island in the state? Or should each county be able to chose their own policies?

