

---

State Capitol, Room 302  
415 S. Beretania Street  
Honolulu, HI 96813  
2023 Survey Results

repmatsumoto@capitol.hawaii.gov  
[www.repmatsumoto.com](http://www.repmatsumoto.com)  
808-586-9490

---

# District 38 2023 Pre-Session Community Input Survey Results

Jan 2023

# Table of Contents

I.	2023 Survey Results	0
II.	Summary	2
III.	Methodology	2
IV.	Demographics	3
V.	The Survey	4
VI.	Survey Results	5

## Summary

---

Constituents within the areas of Mililani and Mililani Mauka received a short survey that gauged how community members felt about certain topics including infrastructure improvements, ideas for legislation, and areas that should be addressed in the 2023 legislative session. A total of 197 responses were received from the surveys online and mailed to households in House District 38, Mililani and Mililani Mauka.

In the following pages, there will be data that displays the range of important topics for questions that were asked in the survey. Following the data chart, there will be a pie chart that shows the percentage.

**Note:** The complete survey questionnaire is included in this document for reference.

## Methodology

---

Data was collected from survey responses that were returned via mail as well as an online version of the survey posted on RepMatsumoto.com. Online, an effort was made to collect survey responses from District 38 constituents only by asking survey respondents if they were District 38 constituents and asked them to select the zip code that applied.

Survey respondents who attempted to complete the survey online but were not constituents were directed to the Hawaii State Capitol website at <https://www.capitol.hawaii.gov/> to use the search box in the upper right-hand corner to find their legislators.

**Note:** The results reported can only be considered the opinions of the survey participants. They cannot be generalized to represent the entire client population as a whole.

# Demographics

---

The Survey was only sent to constituents within District 45, the areas are as follows:

- Mililani
- Mililani Mauka

## The Survey

---

1. What are the top areas that should be addressed in the 2023 legislative session for the state?

- Affordable housing
- Agriculture
- Corrections and Prison Systems
- Cost of Living
- Crime
- Education
- Economic Development
- Energy and the Environment
- Government Reform
- Kupuna
- Hawaiian Affairs
- Health and Human Services
- Homelessness
- Military and Veteran Affairs
- Public Safety and Law Enforcement
- Taxes
- Small Business Support
- Tourism
- Transportation
- Water Quality
- Other

2. (Online Survey) What do you feel is the number one area that should be addressed in the 2023 legislative session for the state?

- Affordable housing
- Agriculture
- Corrections and Prison Systems
- Cost of Living
- Crime
- Education
- Economic Development
- Energy and the Environment
- Government Reform
- Kupuna
- Hawaiian Affairs
- Health and Human Services

- Homelessness
- Military and Veteran Affairs
- Public Safety and Law Enforcement
- Taxes
- Small Business Support
- Tourism
- Transportation
- Water Quality
- Other

5. Rank the most pressing issues in our community from 1-5. (1 is most pressing, 5 is least pressing)

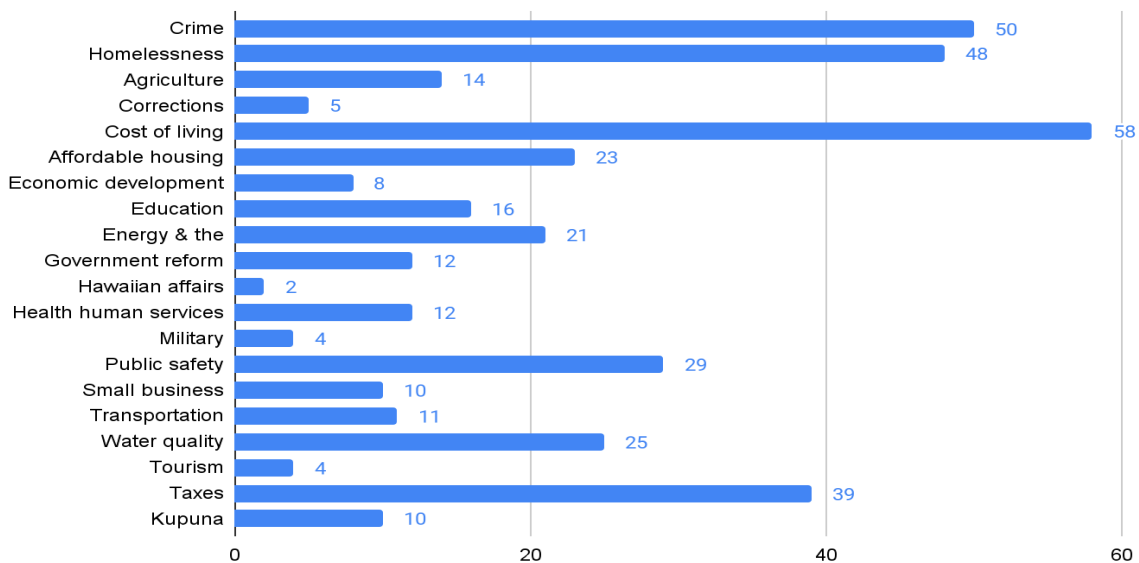
- Crime
- Homelessness
- Road Quality
- School Improvements
- Traffic

## Survey Results

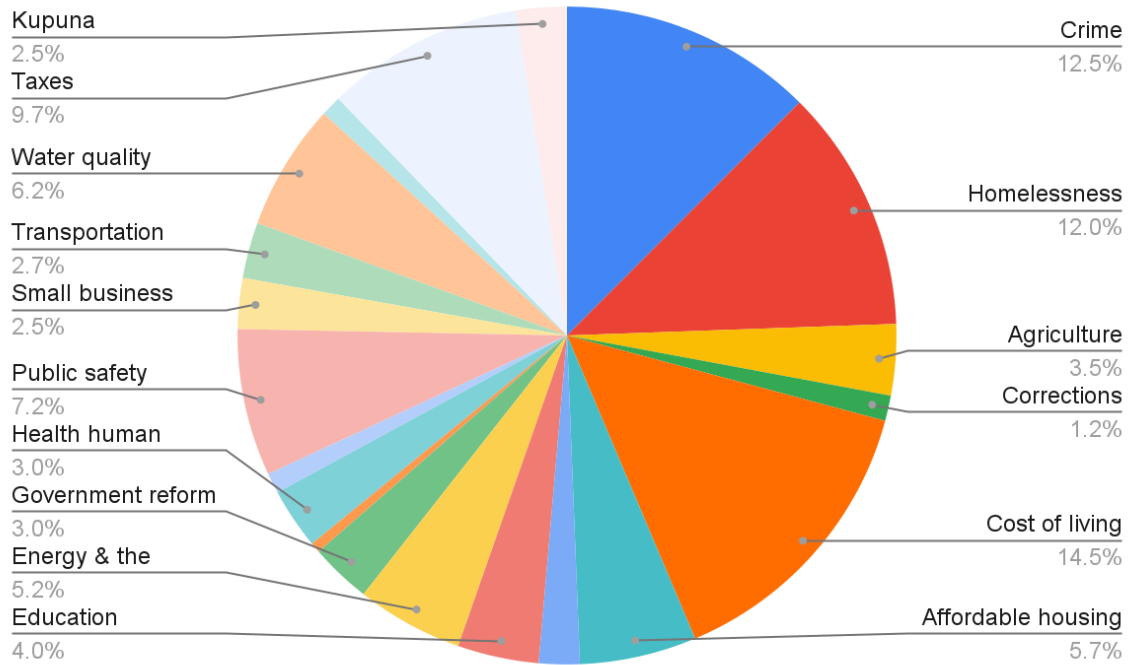
Questions and Graphs are in order numerically and are noted as such. The topics and graphs are the only data shown.

**Question 1:** What are the top 5 areas that should be addressed in the 2025 legislative session for the State?

### Question 1– Survey Responses Data Chart

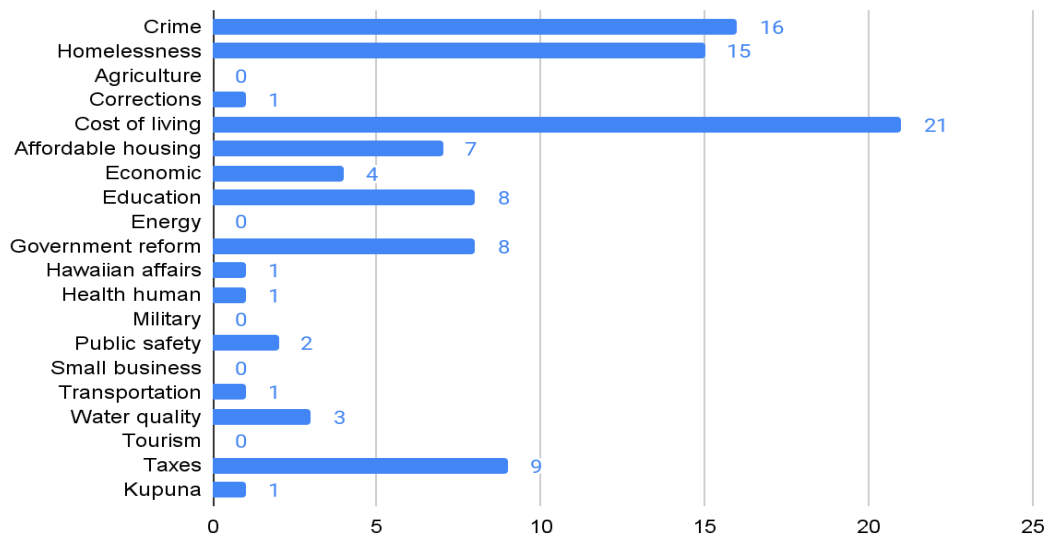


**Question 1 – Survey Responses Pie Chart**

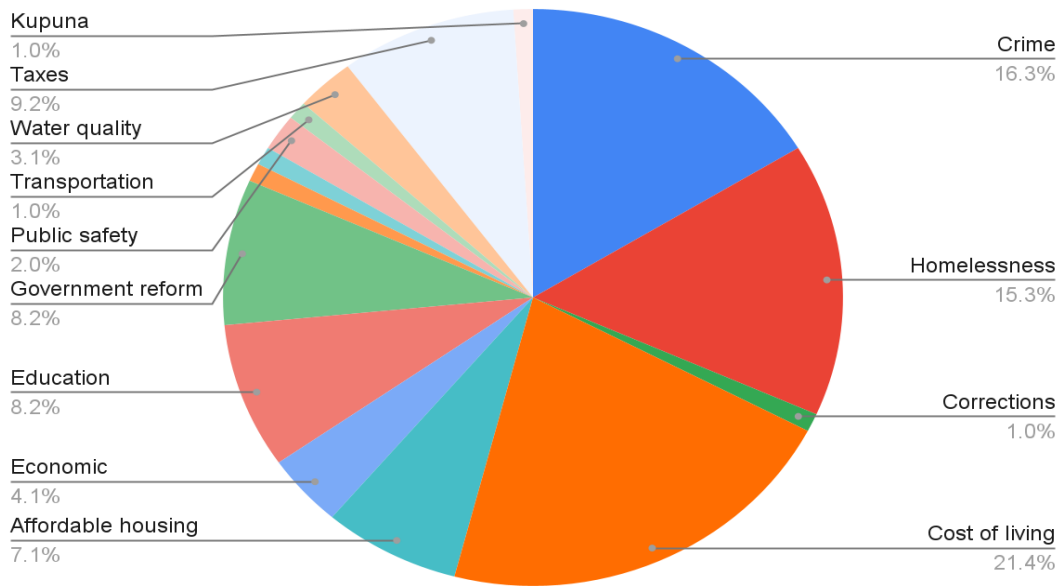


**Question 2:** (Online Survey) What do you feel is the number one area that should be addressed in the 2023 legislative session for the state?

**Question 2 – Survey Responses Data Chart**



### Question 2 – Survey Responses Pie Chart



**Question 3:** Rank the most pressing issues in our community on a scale of 1-5. (1 is most pressing, 5 is least pressing)

### Question 3 – Survey Responses Data Chart

