
State Capitol, Room 302
415 S. Beretania Street
Honolulu, HI 96813
2024 Survey Results

repmatsumoto@capitol.hawaii.gov
www.repmatsumoto.com
808-586-9490

District 38 2024 Pre-Session Community Input Survey Results

Jan 2024

Table of Contents

I.	2024 Survey Results	0
II.	Summary	2
III.	Methodology	2
IV.	Demographics	3
V.	The Survey	3
VI.	Survey Results	4

Summary

Constituents within the areas of Mililani and Mililani Mauka received a short survey that gauged how community members felt about certain topics including the impact of Hawaii's cost of living, the legalization of recreational marijuana, and other issues facing our state.. A total of 309 responses were received from the surveys online and mailed to households in House District 38, Mililani and Mililani Mauka.

In the following pages, there will be data that displays the range of important topics for questions that were asked in the survey. Following the data chart, there will be a pie chart that shows the percentage.

Note: The complete survey questionnaire is included in this document for reference.

Methodology

Data was collected from survey responses that were returned via mail as well as an online version of the survey posted on RepMatsumoto.com. Online, an effort was made to collect survey responses from District 38 constituents only by asking survey respondents to select the area in the district that applied to them.

Note: The results reported can only be considered the opinions of the survey participants. They cannot be generalized to represent the entire client population as a whole.

Demographics

The Survey was only sent to constituents within District 38, the areas are as follows:

- Mililani
- Mililani Mauka

The Survey

1. What are the top 3 issues facing our state?

- Affordable housing
- Crime
- Cost of Living
- Drug Addiction/Mental Illness
- Economic Diversification
- Education
- Election Integrity
- Emergency Preparedness
- Environment
- Government Corruption
- Hawaiian Issues
- Healthcare
- Homelessness
- Infrastructure
- Labor Force Shortages
- Maui Recovery
- Tourism
- Traffic

2. Hawaii's cost of living has altered my way of life.

- Strongly Agree
- Agree
- Neutral
- Disagree
- Strongly Disagree

3. I feel safe in my community.

- Strongly Agree
- Agree
- Neutral
- Disagree
- Strongly Disagree

4. State government is doing enough to create affordable housing.

- Strongly Agree
- Agree
- Neutral
- Disagree
- Strongly Disagree

5. Should Hawaii legalize recreational marijuana?

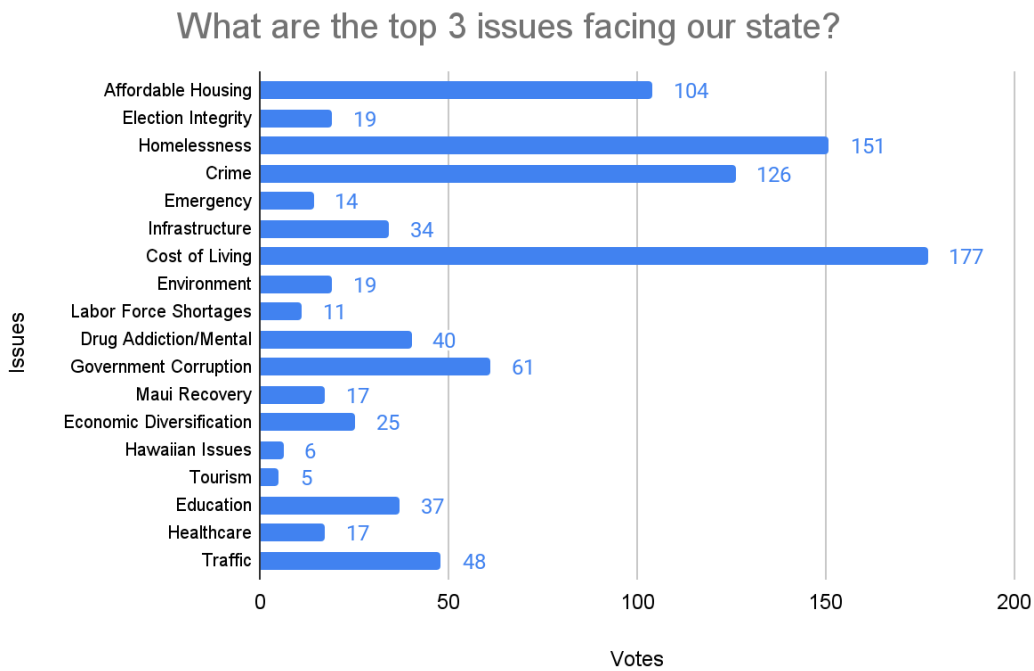
- Strongly Agree
- Agree
- Neutral
- Disagree
- Strongly Disagree

Survey Results

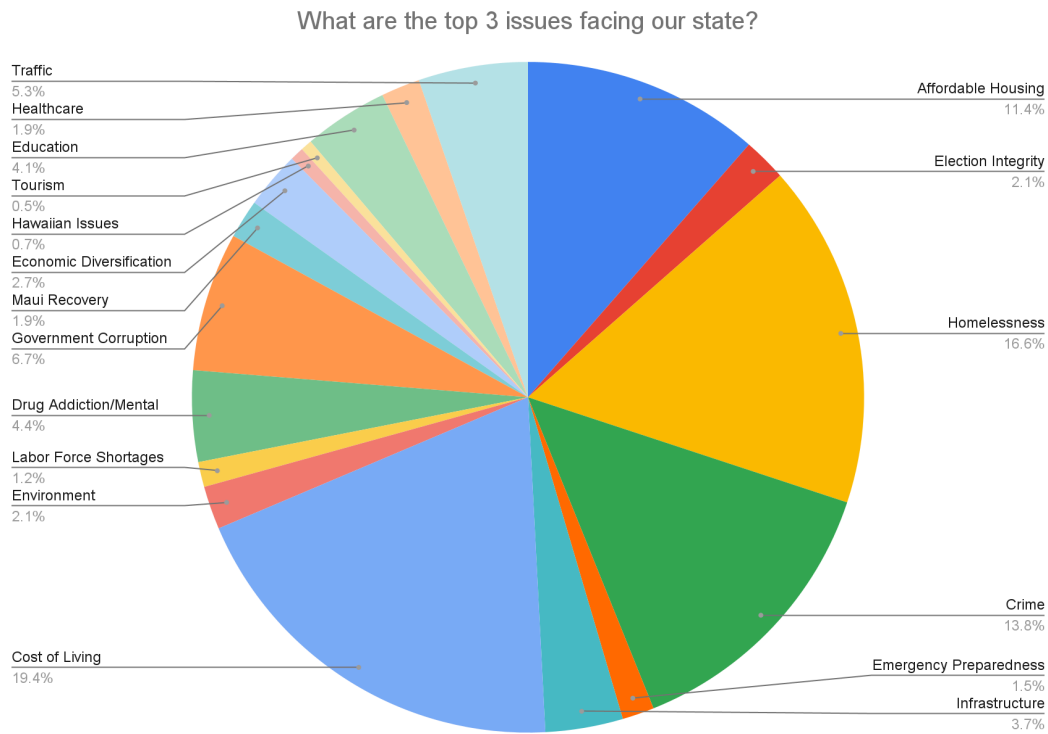
Questions and Graphs are in order numerically and are noted as such. The topics and graphs are the only data shown.

Question 1: What are the top 3 issues facing our state?

Question 1– Survey Responses Data Chart



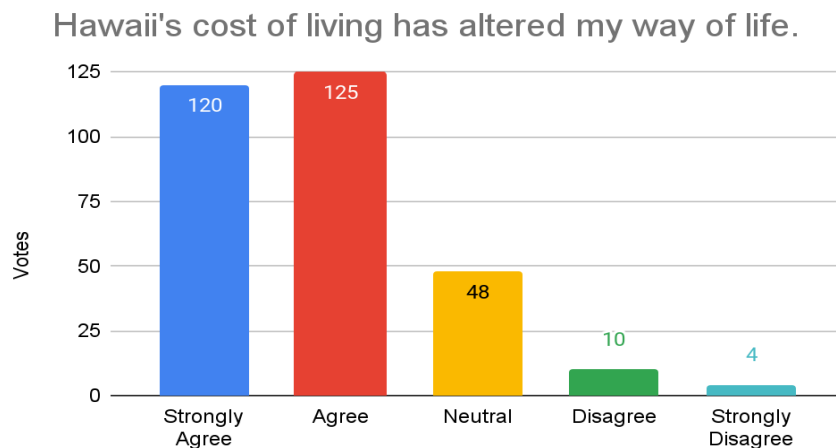
Question 1 – Survey Responses Pie Chart



Explanation: The question asked constituents what they believed were the top 3 issues facing our state. From the results, we can see that cost of living was selected the most with 177 votes. Following cost of living, homelessness was the second most picked issue with 151 votes and crime was the third with 126 votes.

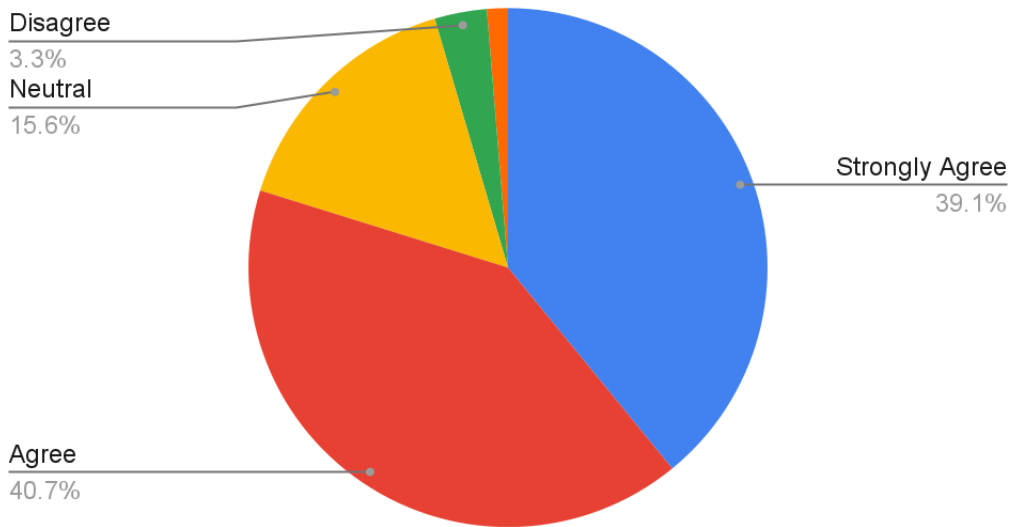
Question 2: Hawaii’s cost of living has altered my way of life.

Question 2 – Survey Responses Data Chart



Question 2 – Survey Responses Pie Chart

Hawaii's cost of living has altered my way of life.

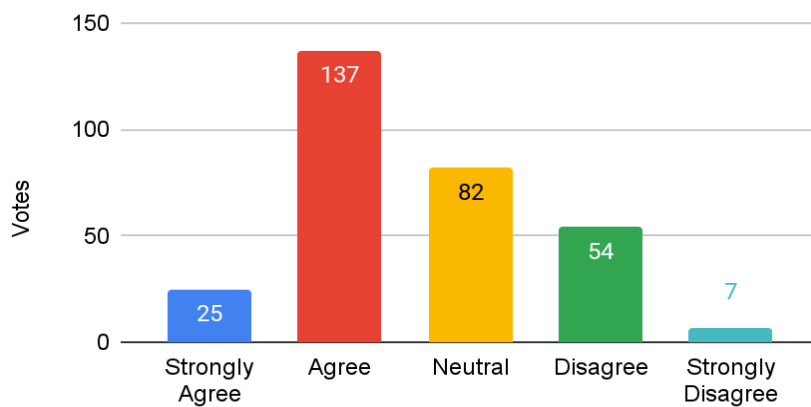


Explanation: This question asked surveyors to choose the option that best reflected their opinions on the given statement. From the results, we can see that the majority of surveyors either agreed or strongly agreed that Hawaii's cost of living has altered their way of life.

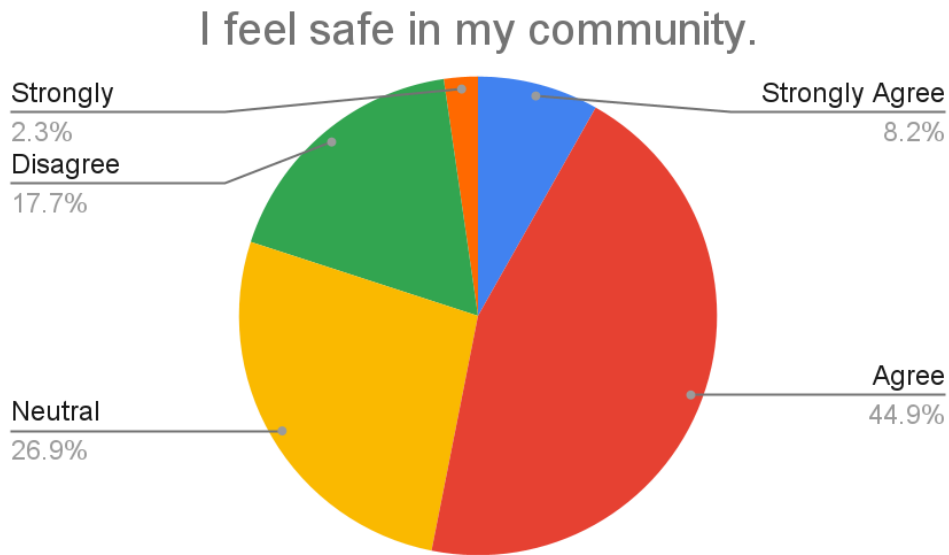
Question 3: I feel safe in my community.

Question 3 – Survey Responses Data Chart

I feel safe in my community.



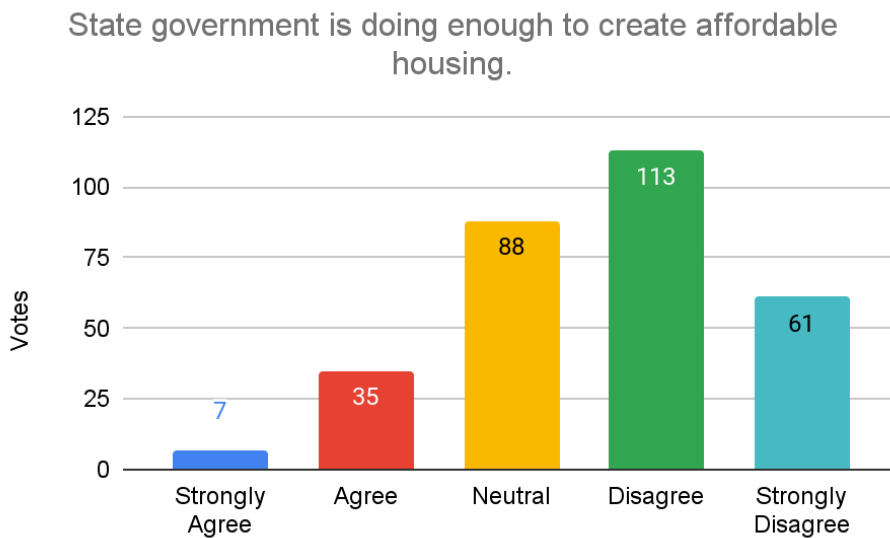
Question 3 – Survey Responses Pie Chart



Explanation: This question asked surveyors to choose the option that best reflected their opinions on the given statement. From the results, we can see that almost half of the surveyors agreed that they feel safe in their community. Meanwhile, a little over a quarter of surveyors expressed their neutral opinion on the statement.

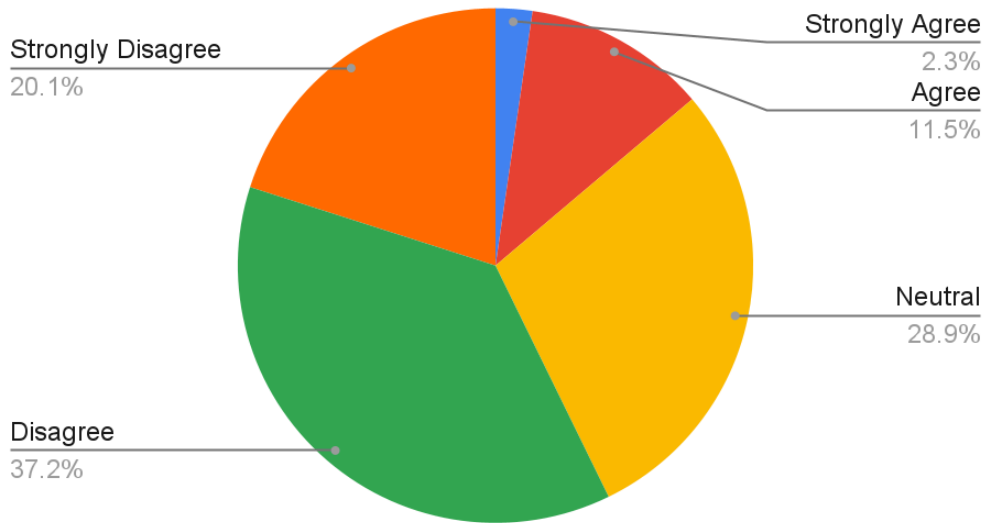
Question 4: State government is doing enough to create affordable housing.

Question 4 – Survey Responses Data Chart



Question 4 – Survey Responses Pie Chart

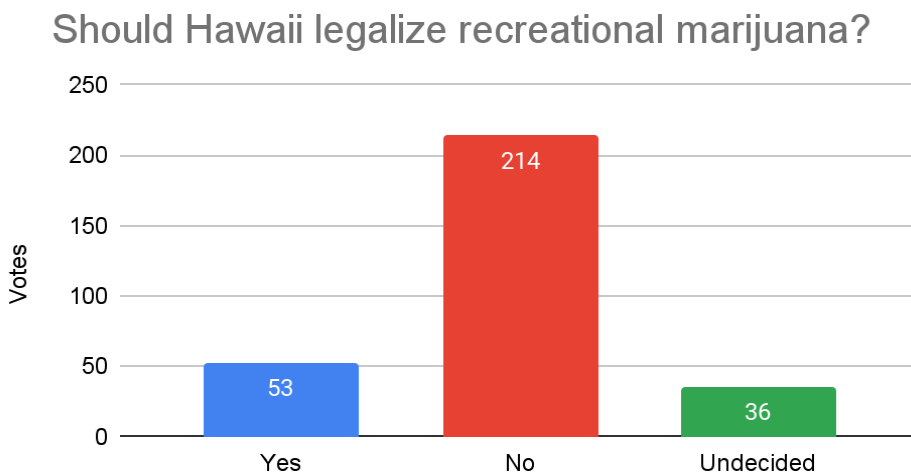
State government is doing enough to create affordable housing



Explanation: This question asked surveyors to choose the option that best reflected their opinions on the given statement. From the results, we can see that the majority of surveyors either disagreed or strongly disagreed with the notion that the state government is doing enough to create affordable housing.

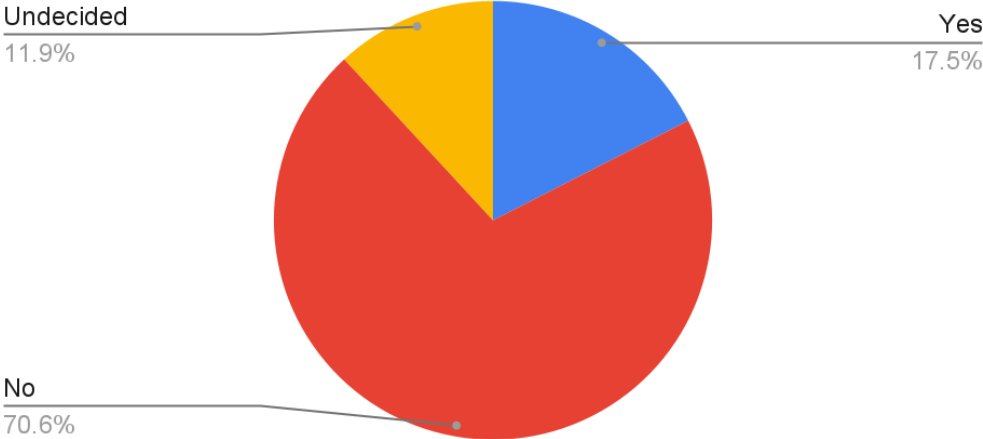
Question 5: Should Hawaii legalize recreational marijuana?

Question 5 – Survey Responses Data Chart



Question 5 – Survey Responses Pie Chart

Should Hawaii legalize recreational marijuana?



Explanation: This question asked surveyors to express their stance on the legalization of recreational marijuana in Hawaii. According to the results, the majority of surveyors said no to the legalization of recreational marijuana in the state.