
State Capitol, Room 302
415 S. Beretania Street
Honolulu, HI 96813
2024 Survey Results

repmatsumoto@capitol.hawaii.gov
www.repmatsumoto.com
808-586-9490

District 38 2024 Mid-Session Community Input Survey Results

April 2024

Table of Contents

I.	2024 Survey Results	0
II.	Summary	2
III.	Methodology	2
IV.	Demographics	3
V.	The Survey	4
VI.	Survey Results	5

Summary

Constituents within the areas of Mililani and Mililani Mauka received a short survey that gauged community members opinions on certain issues being discussed this legislative session . A total of 689 responses were received from the surveys online and mailed to households in House District 38, Mililani and Mililani Mauka. The online survey, which was available to all members of the public, received 14 responses from outside the district.

In the following pages, there will be data that displays the range of important topics for questions that were asked in the survey. Following the data chart, there will be a pie chart that shows the percentage.

Note: The complete survey questionnaire is included in this document for reference.

Methodology

Data was collected from survey responses that were returned via mail as well as an online version of the survey posted on RepMatsumoto.com. Online, an effort was made to collect survey responses from District 38 constituents only by asking survey respondents to select the area in the district that applied to them. We also provided an “other” option for individuals outside the district to fill out.

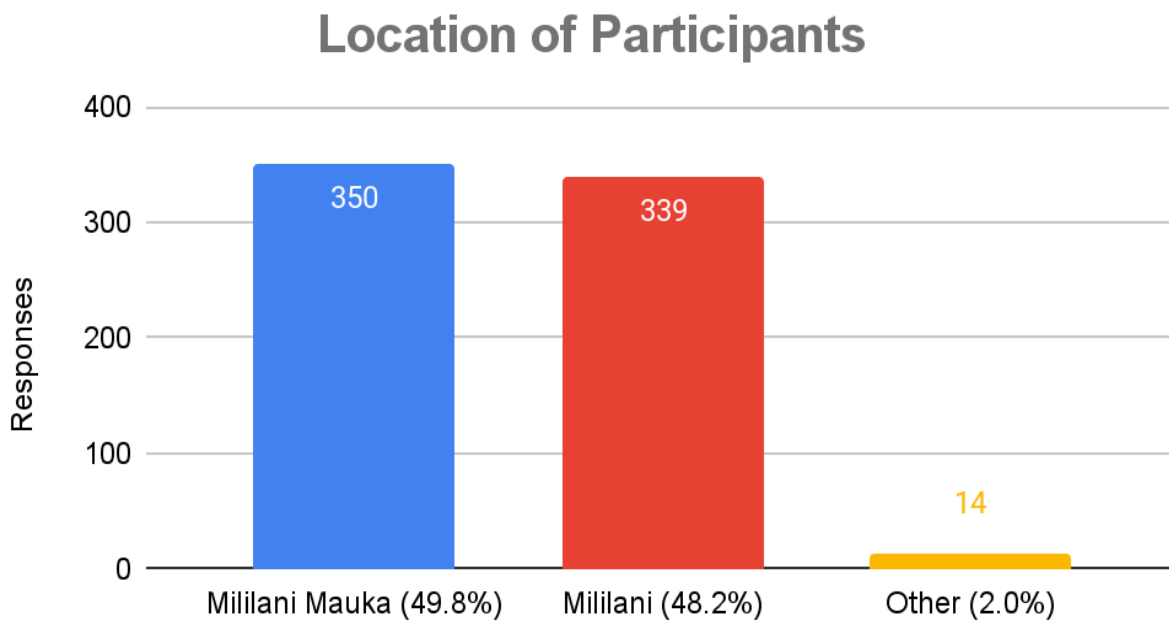
Note: The results reported can only be considered the opinions of the survey participants. They cannot be generalized to represent the entire client population as a whole.

Demographics

The Survey received responses from the following areas:

- Mililani
- Mililani Mauka
- Ewa Beach
- Waipio Acres
- Kipapa Gulch
- Waialua
- Pearl City
- Schofield Barracks
- Kona
- Makakilo
- Haleiwa
- Aiea
- Wahiawa

Survey Responses Data Chart



The Survey

1. Do you support free community college funded by tax dollars for all Hawaii residents?
 - Yes
 - No
 - Undecided
2. Should Hawaii legalize RECREATIONAL marijuana?
 - Yes
 - No
 - Undecided
3. Should minors have access to medical services related to gender transitioning?
 - Yes
 - No
 - Undecided
- 4.a Do you think Hawaii should legalize gambling?
 - Yes
 - No
 - Undecided
- 4.b If yes, do you support lottery, casinos, and/or sports betting (check all that apply)?
 - Yes, Sports Betting
 - Yes, Lottery
 - Yes, Casinos
5. Do you support allowing counties to eliminate short-term rentals in communities?
 - Yes
 - No
 - Undecided
6. Should the State allow political candidates to use public funds to finance election campaigns?
 - Yes
 - No
 - Undecided
7. Should the State provide free menstrual products in men's and women's restrooms in State facilities?
 - Yes
 - No
 - Undecided
8. Do you support the State quadrupling the tax on the sale of homes valued over \$2 million?
 - Yes
 - No
 - Undecided
9. Do you feel that e-bikes (electric bicycles) have become a problem in Mililani?
 - Yes
 - No
 - Undecided

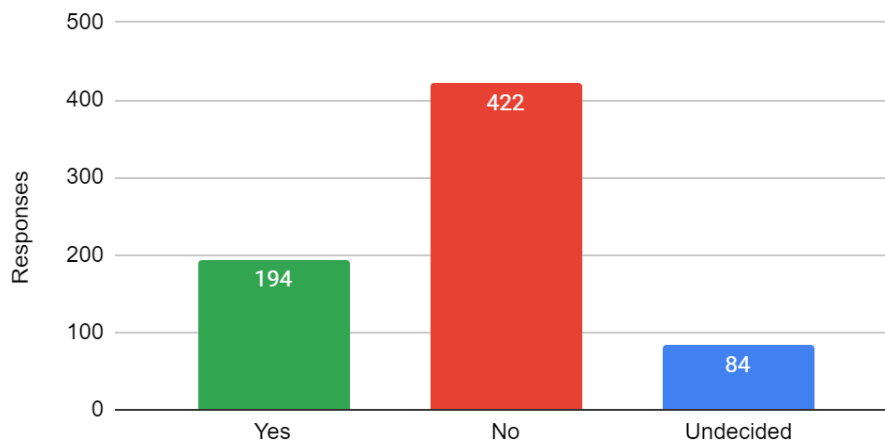
Survey Results

Questions and Graphs are in order numerically and are noted as such. The topics and graphs are the only data shown.

Question 1: Do you support free community college funded by tax dollars for all Hawaii residents?

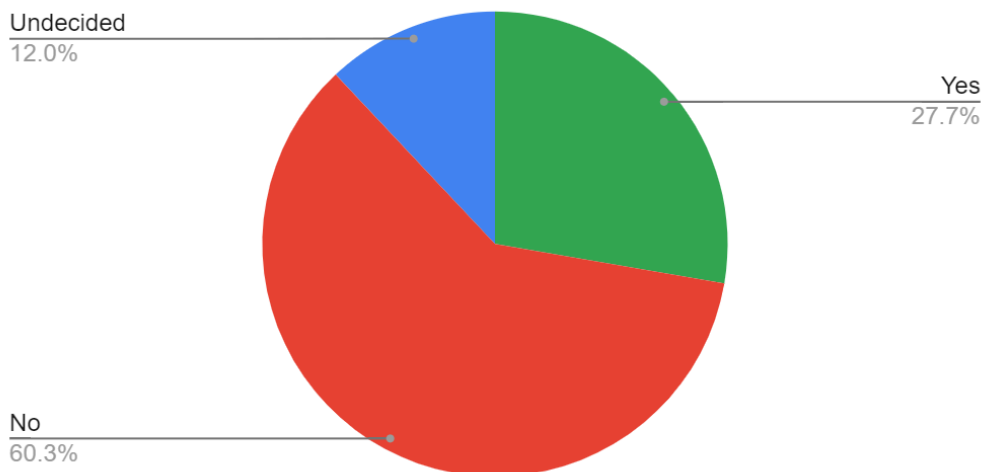
Question 1– Survey Responses Data Chart

1. Do you support free community college funded by tax dollars for all Hawaii residents?



Question 1 – Survey Responses Pie Chart

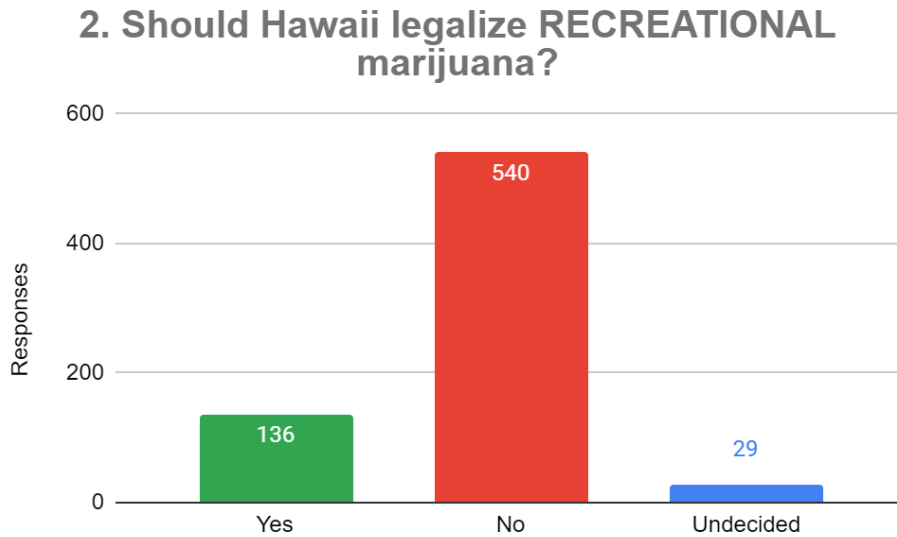
1. Do you support free community college funded by tax dollars for all Hawaii residents?



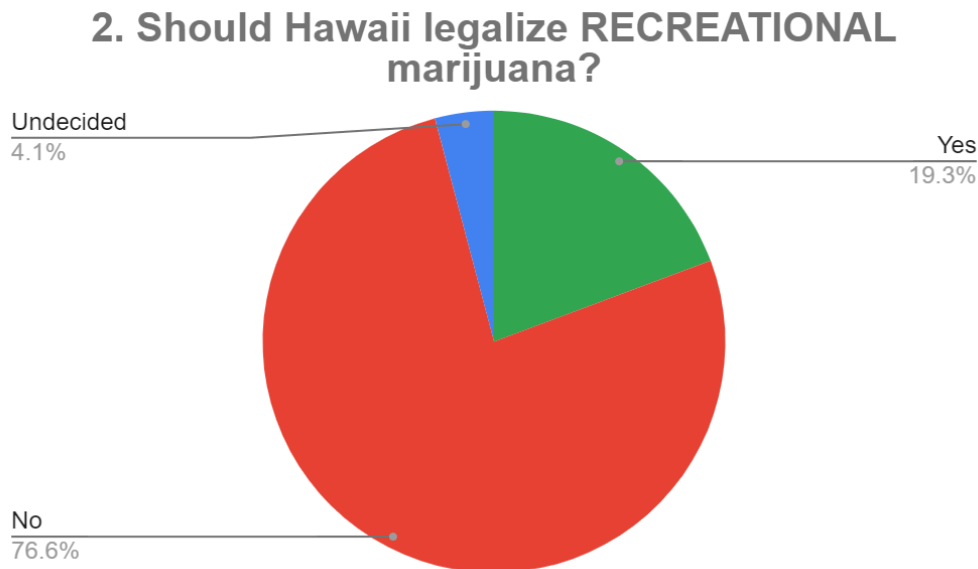
Explanation: The question asked participants if they supported state-funded college for Hawaii residents. From the results, we can see that the majority of participants do not support this idea.

Question 2: Should Hawaii legalize RECREATIONAL marijuana?

Question 2 – Survey Responses Data Chart



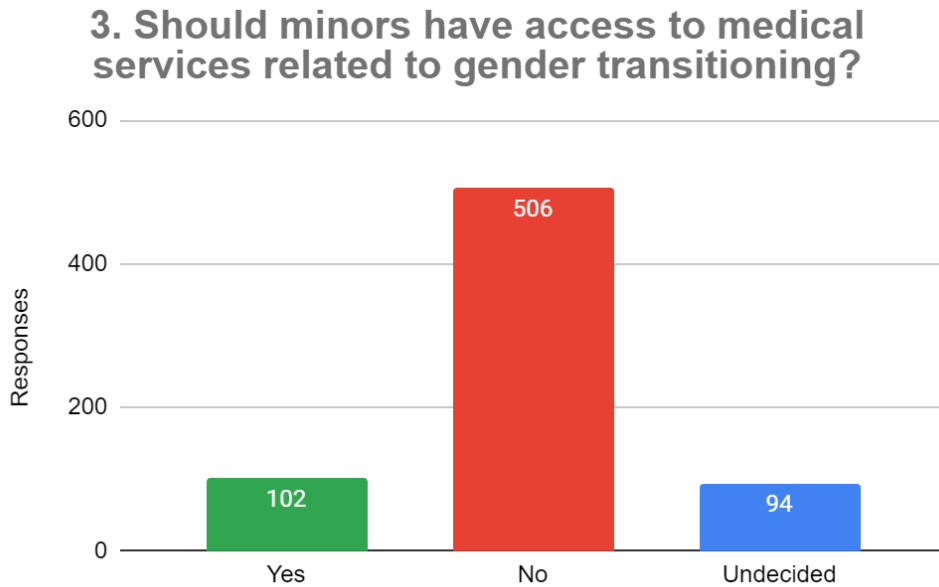
Question 2 – Survey Responses Pie Chart



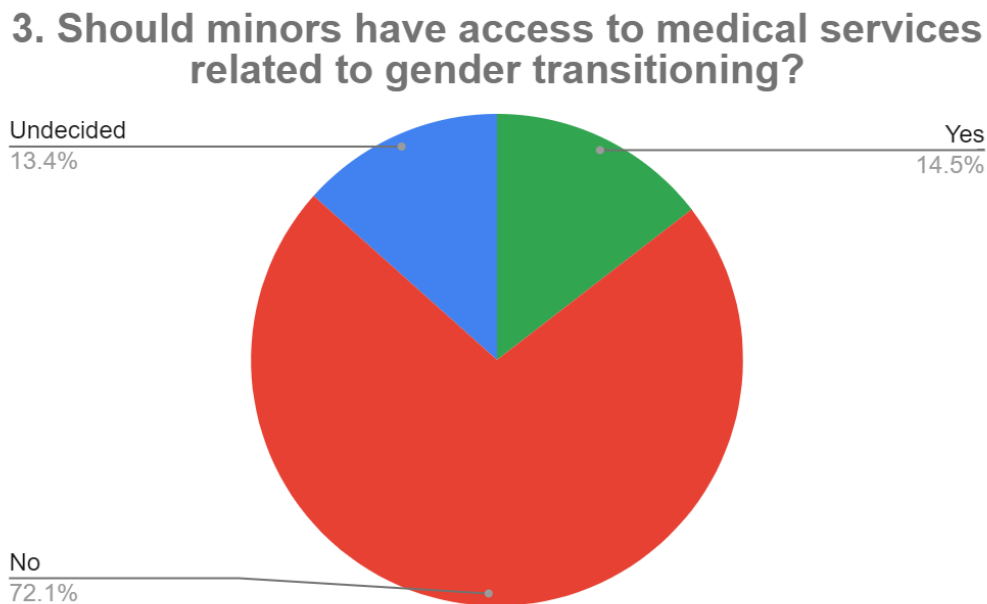
Explanation: This question asked participants if recreational marijuana should be legalized in Hawaii. From the results, we can see that the vast majority of participants do not support the legalization of recreational marijuana in Hawaii.

Question 3: Should minors have access to medical services related to gender transitioning?

Question 3 – Survey Responses Data Chart



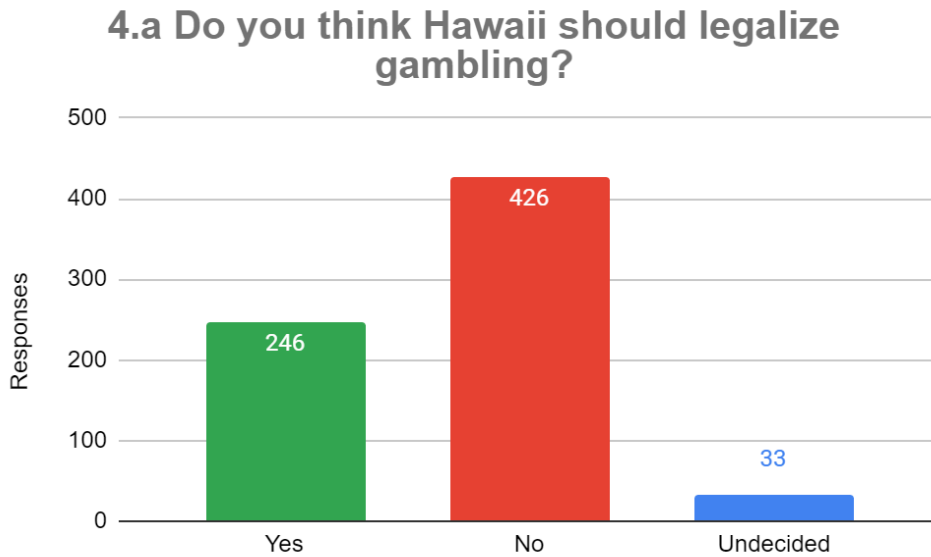
Question 3 – Survey Responses Pie Chart



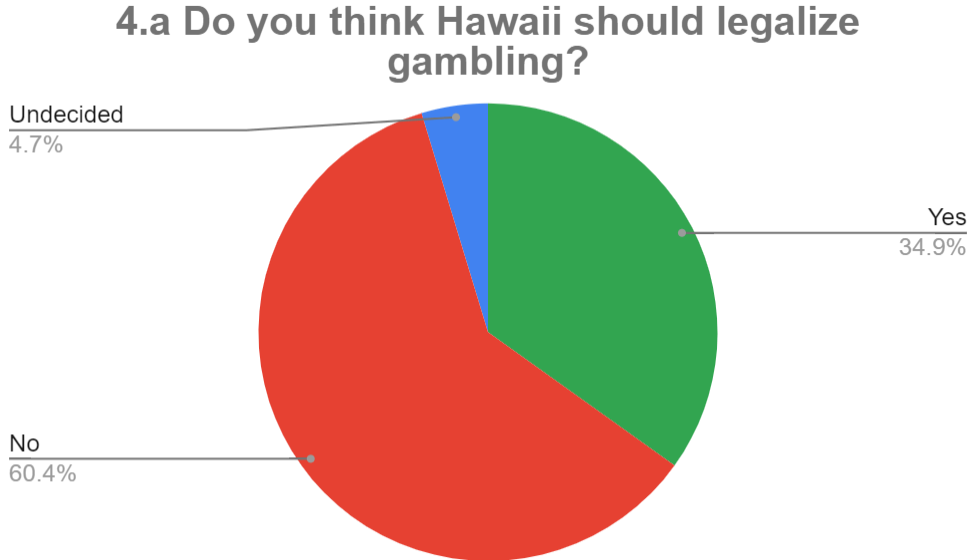
Explanation: This question asked participants if minors should have access to medical services related to gender transitioning. From the results, we can see the vast majority of participants do not support giving minors access to these specific medical services.

Question 4.a: Do you think Hawaii should legalize gambling?

Question 4.a – Survey Responses Data Chart



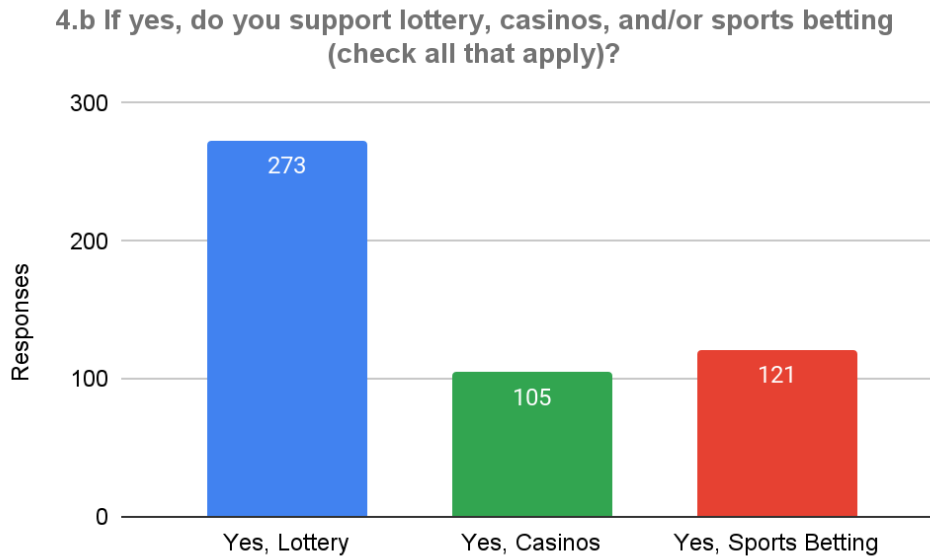
Question 4.a – Survey Responses Pie Chart



Explanation: This question asked participants if gambling should be legalized in Hawaii. From the results, we can see that the majority of participants do not think gambling should be legal in Hawaii.

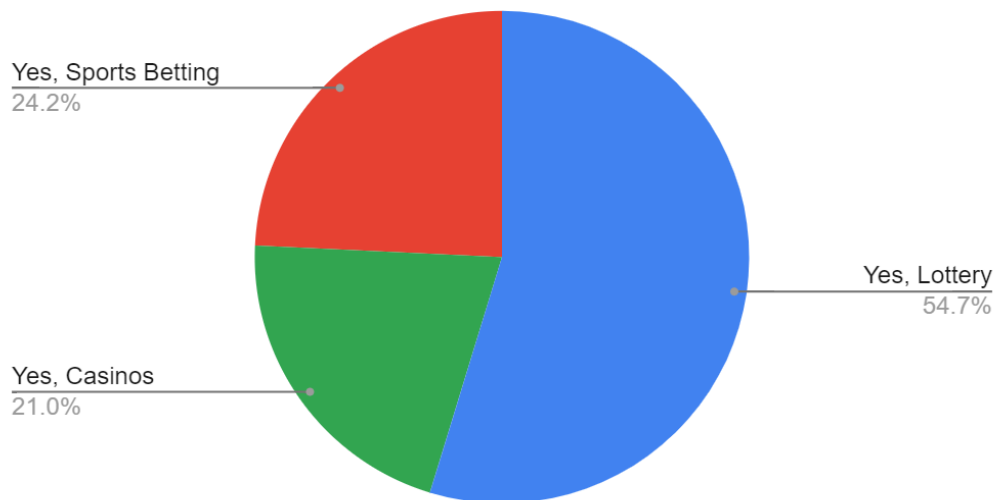
Question 4.b: If yes, do you support lottery, casinos, and/or sports betting (check all that apply)?

Question 4.b – Survey Responses Data Chart



Question 4.b – Survey Responses Pie Chart

4.b If yes, do you support lottery, casinos, and/or sports betting (check all that apply)?

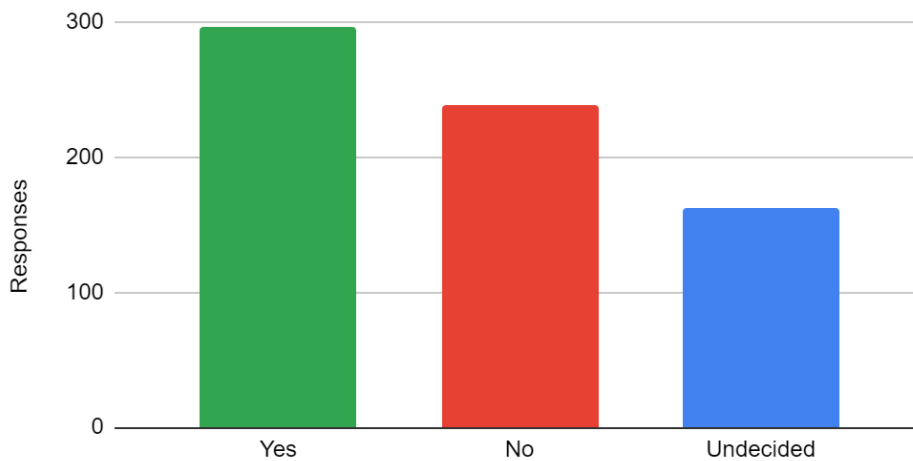


Explanation: This question asked participants who responded yes to legalizing gambling in Hawaii with a follow-up question regarding the specific forms of gambling they support. From the results, we can see that over half of participants support the lottery. Meanwhile, casinos and sports betting both receive slightly less than a quarter of support from participants.

Question 5: Do you support allowing counties to eliminate short-term rentals in communities?

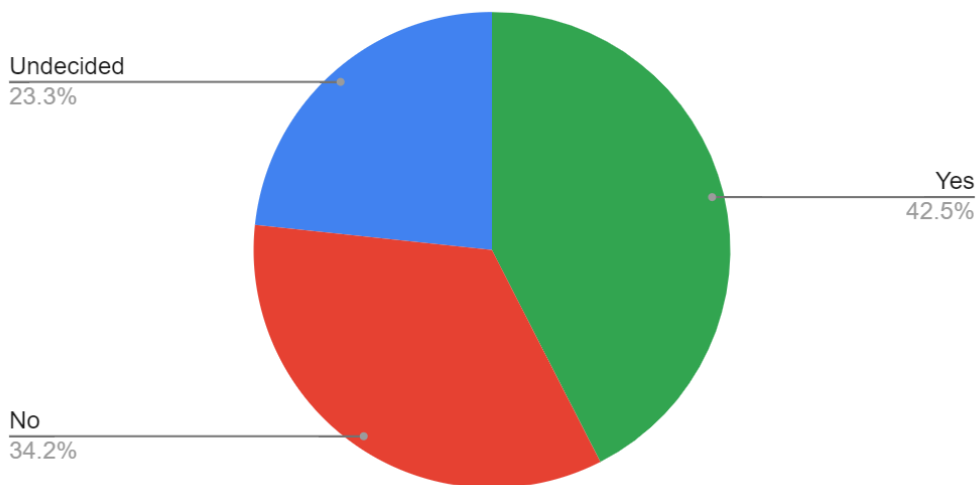
Question 5 – Survey Responses Data Chart

5. Do you support allowing counties to eliminate short-term rentals in communities?



Question 5 – Survey Responses Pie Chart

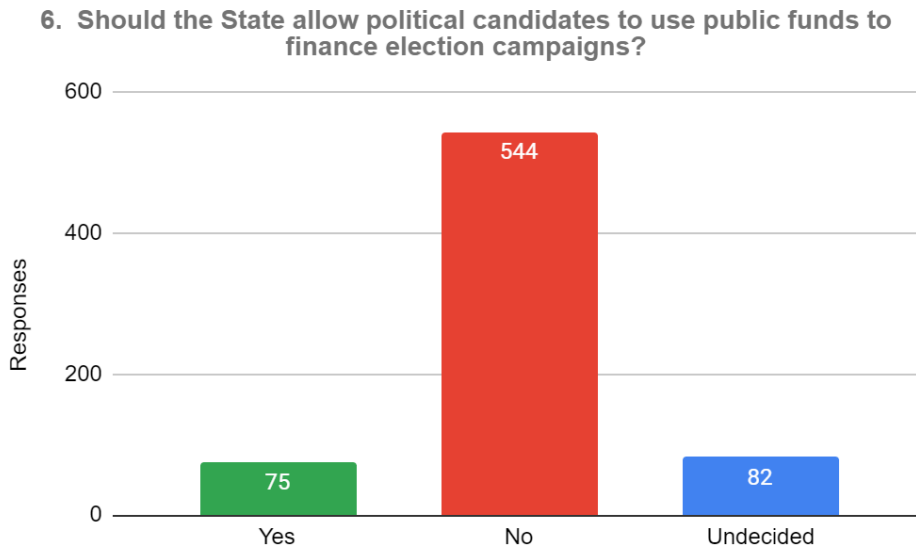
5. Do you support allowing counties to eliminate short-term rentals in communities?



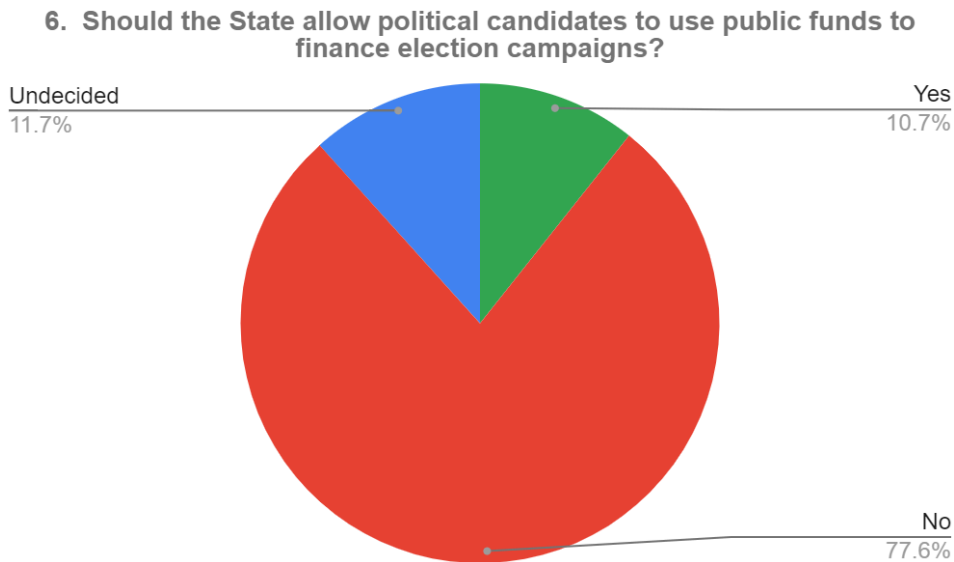
Explanation: This question asked participants if they support allowing counties to eliminate short-term rentals in the community. From the results, we can see that about 42.5% of participants support giving the counties the ability to eliminate short-term rentals.

Question 6: Should the State allow political candidates to use public funds to finance election campaigns?

Question 6 – Survey Responses Data Chart



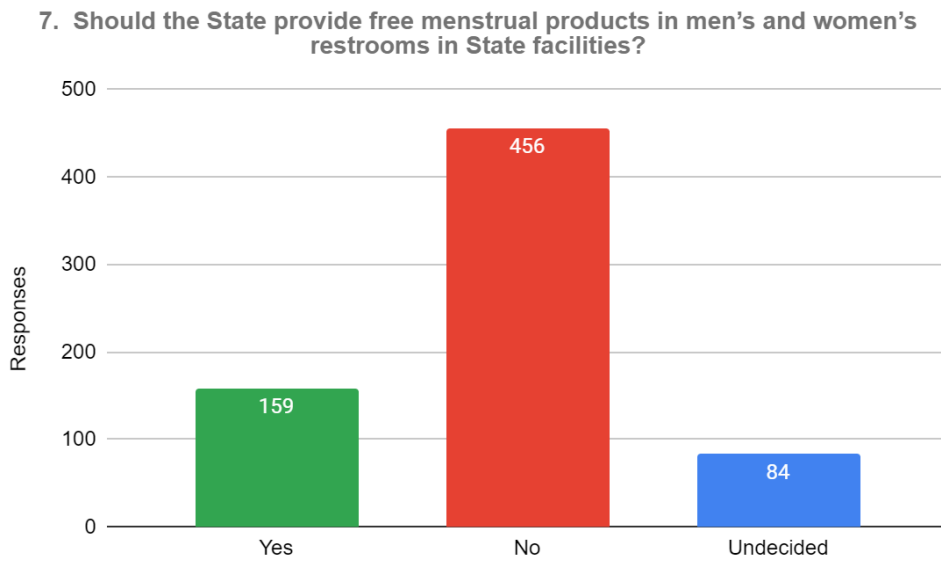
Question 6 – Survey Responses Pie Chart



Explanation: This question asked participants if they think the State should be allowed to use public funds to finance political campaigns. From the results, we can see that the vast majority of participants do not agree with allowing the State to finance campaigns.

Question 7: Should the State provide free menstrual products in men’s and women’s restrooms in State facilities?

Question 7 – Survey Responses Data Chart



Question 7 – Survey Responses Pie Chart

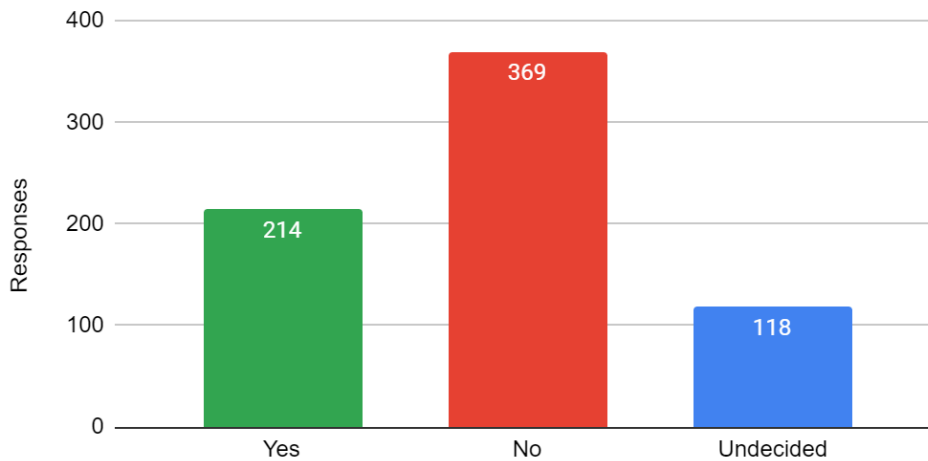


Explanation: This question asked participants if they think that the State should provide free menstrual products in men’s and women’s restrooms in State facilities. From the results, we can see that the majority of participants do not think that the State should do this.

Question 8: Do you support the State quadrupling the tax on the sale of homes valued over \$2 million?

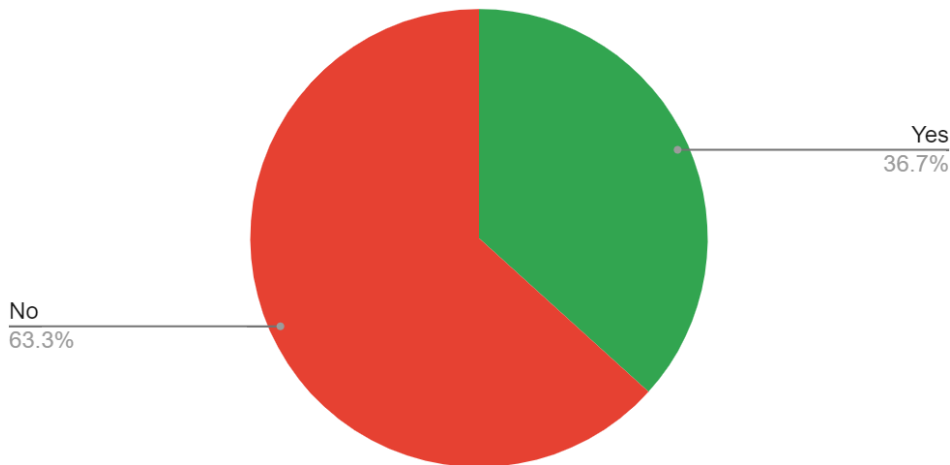
Question 8 – Survey Responses Data Chart

8. Do you support the State quadrupling the tax on the sale of homes valued over \$2 million?



Question 8 – Survey Responses Pie Chart

8. Do you support the State quadrupling the tax on the sale of homes valued over \$2 million?

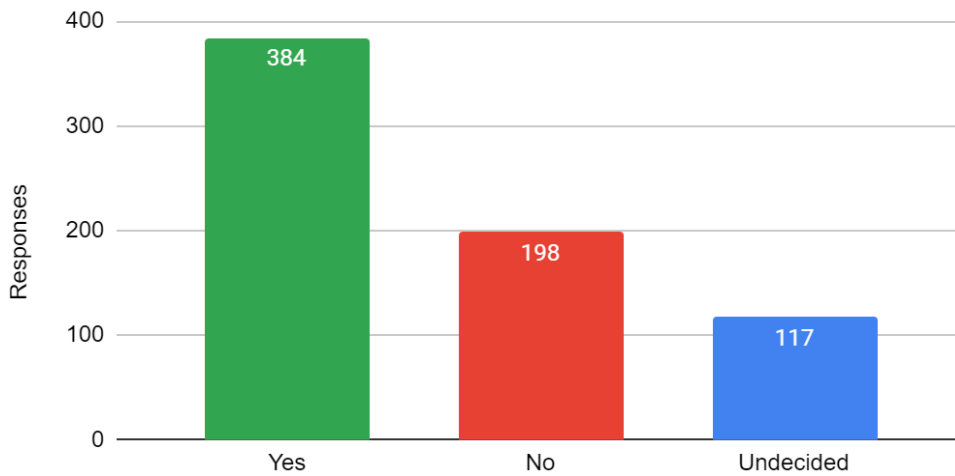


Explanation: This question asked participants if they support the State quadrupling the tax on the sales of homes valued over \$2 million. From the results, we can see that the majority of participants do not support this proposed tax increase.

Question 9: Do you feel that e-bikes (electric bicycles) have become a problem in Mililani?

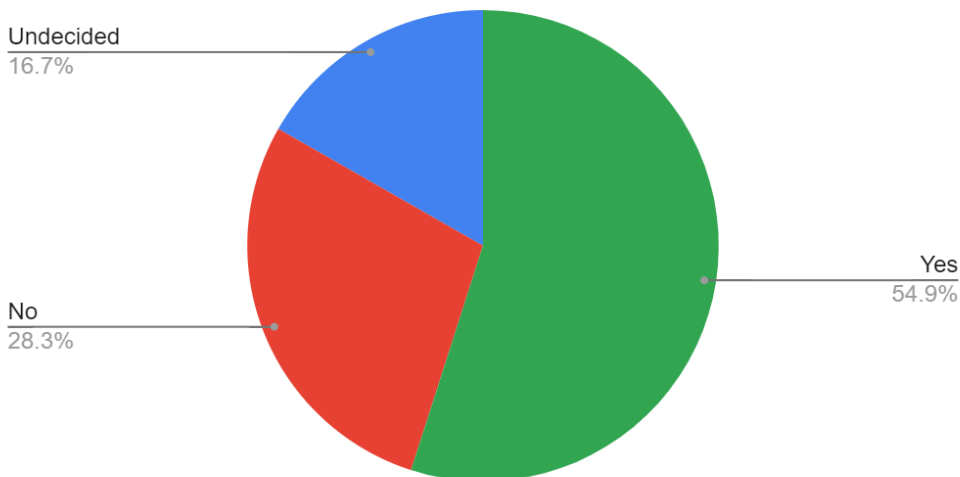
Question 9 – Survey Responses Data Chart

9. Do you feel that e-bikes (electric bicycles) have become a problem in Mililani?



Question 9 – Survey Responses Pie Chart

9. Do you feel that e-bikes (electric bicycles) have become a problem in Mililani?



Explanation: This question asked participants if they believe that e-bikes (electric bicycles) have become a problem in Mililani. From the results, we can see that over half of participants agreed with the notion that e-bikes have become a problem.